

**ASSESSED VALUATION
OF
OKLAHOMA COUNTY
FOR YEAR 2023**



ASSESSED VALUATION OF OKLAHOMA COUNTY FOR YEAR 2023

SCHOOL DISTRICTS	PERSONAL	PUBLIC SERVICE	REAL ESTATE	TOTAL VALUE	HOMESTEAD EXEMPTION	*VETERAN EXEMPTION	NET VALUE
PUTNAM CITY #1 LESS TIF	160,056,157	30,590,857	1,112,957,939	1,303,604,953	17,396,250	11,948,902	1,274,259,801
LUTHER #3	3,069,204	45,578,621	50,491,303	99,139,128	942,143	1,066,483	97,130,502
CHOCTAW #4 LESS TIF	6,848,365	10,226,713	313,623,243	330,698,321	6,322,734	23,966,644	300,408,943
DEER CREEK #6	15,687,809	10,640,263	578,922,618	605,250,690	5,008,000	9,334,526	590,908,164
HARRAH #7 LESS TIF	5,058,547	19,899,943	70,312,597	95,271,087	1,618,077	3,466,849	90,186,161
JONES #9	4,100,044	2,409,844	56,607,321	63,117,209	1,138,151	2,381,145	59,597,913
EDMOND #12 LESS TIF	163,090,461	30,663,454	2,350,066,975	2,543,820,890	23,561,503	36,012,121	2,484,247,266
OAKDALE #29	14,268,379	1,444,761	117,287,260	133,000,400	709,000	1,293,921	130,997,479
MILLWOOD #37	16,899,794	1,570,793	40,623,716	59,094,303	736,000	950,298	57,408,005
WESTERN HEIGHTS #41	209,022,491	34,652,921	257,970,219	501,645,631	1,533,869	579,566	499,532,196
MID-DEL #52 LESS TIF	91,350,959	24,158,456	559,603,299	675,112,714	10,620,926	19,490,061	645,001,727
CROOKED OAK #53	30,760,051	12,384,855	34,447,961	77,592,867	200,064	17,611	77,375,192
CRUTCHO #74	5,245,338	4,382,177	9,344,755	18,972,270	108,312	110,093	18,753,865
BETHANY #88	881,020	691,280	20,907,498	22,479,798	277,000	91,989	22,110,809
OKLAHOMA CITY #89 LESS TIF	379,496,289	131,716,140	2,309,291,731	2,820,504,160	32,012,020	14,263,858	2,774,228,282
McLOUD #1	152,830	3,695,747	11,117,520	14,966,097	251,595	531,320	14,183,182
MOORE #2	34,710,163	3,587,526	102,844,168	141,141,857	1,692,000	2,953,941	136,495,916
PIEDMONT #22	196,704	1,595,109	63,650,407	65,442,220	1,021,000	2,488,975	61,932,245
MUSTANG #69	478,502	913,074	45,183,251	46,574,827	602,000	1,382,854	44,589,973
TOTAL SCHOOL DISTRICTS	1,141,373,107	370,802,534	8,105,253,781	9,617,429,422	105,750,644	132,331,157	9,379,347,621

Net Value reflects removal of TIF Increment.

SCHOOL INCREMENT

OKC #89 DOWNTOWN TIF 2 INCREMENT	7,416,221	0	193,555,218	200,971,439	87,269	546,117	200,338,053
OKC #89 DELL TIF 4 INCREMENT	957,035	0	5,075,423	6,032,458	(1,292)	0	6,033,750
OKC #89 LAS ROSAS TIF 6 INCREMENT	256	0	749,951	750,207	37,000	13,221	699,986
OKC #89 OU HEALTH CTR TIF 7 INCREMENT	74,573	0	5,064,859	5,139,432	22,797	0	5,116,635
OKC #89 DEVON TIF 8 INCREMENT	7,224,476	0	43,966,879	51,191,355	0	0	51,191,355
OKC #89 NE 23rd St TIF 9 INCREMENT	711,327	0	3,824,563	4,535,890	(7,022)	255	4,542,657
OKC #89 VILLAGE TIF 1 INCREMENT	243,542	0	8,469,136	8,712,678	108,000	59,632	8,545,046
OKC #89 VILLAGE TIF 4 INCREMENT	0	0	621,418	621,418	0	0	621,418
OKC #89 1st Natl CTR TIF 10 INCREMENT	1,045,605	0	10,247,022	11,292,627	0	0	11,292,627
OKC #89 INNOVATION DIST TIF 11 INCREMENT	1,803,551	0	1,476,342	3,279,893	0	0	3,279,893
OKC #89 WHEELER PARK TIF 12 INCREMENT	55,518	0	8,660,770	8,716,288	26,000	75,405	8,614,883
OKC #89 CORE 2 SHORE TIF 13 INCREMENT	832,050	0	14,046,877	14,878,927	0	0	14,878,927
OKC #89 HOMELAND TIF 15 INCREMENT	(4,023)	0	508,575	504,552	0	0	504,552
PUTNAM CITY #1 DELL TIF 4 INCREMENT	1,206,386	0	4,758,020	5,964,406	(1,000)	0	5,965,406
PUTNAM CITY #1 BETHANY TIF 2 INCREMENT	102,061	0	1,734,505	1,836,566	(1,000)	0	1,837,566
PUTNAM CITY #1 WARR ACRES TIF 1 INCREMENT	46,206	0	33,477	79,683	0	0	79,683
PUTNAM CITY #1 WARR ACRES TIF 2 INCREMENT	133,090	0	517,920	651,010	(2,000)	1,408	651,602
PUTNAM CITY #1 WARR ACRES TIF 3 INCREMENT	20,989	0	0	20,989	0	0	20,989
MID-DEL #52 SOONER ROSE TIF 2 INCREMENT	1,411,470	0	4,324,075	5,735,545	(1,000)	5,952	5,730,593
MID-DEL #52 OKC NE 23rd ST TIF 9 INCREMENT	429,612	0	1,188,237	1,617,849	1,000	0	1,616,849
EDMOND #12 TIF 1 INCREMENT	369,650	0	2,068,341	2,437,991	(6,000)	0	2,431,991
CHOCTAW #4 TIF 1 INCREMENT	1,409,731	0	4,260,119	5,669,850	16,000	18,833	5,635,017
HARRAH #7 TIF 1 INCREMENT	81,862	0	9,668,678	9,750,540	91,000	250,185	9,409,355
TOTAL TIF INCREMENTS	25,571,188	0	324,820,405	350,391,593	369,752	971,008	349,050,833
TOTAL ASSESSED VALUE	1,166,944,295	370,802,534	8,430,074,186	9,967,821,015	106,120,396	133,302,165	9,728,398,454

ASSESSED VALUATION OF OKLAHOMA COUNTY FOR YEAR 2023

SPECIAL DISTRICTS	PERSONAL	PUBLIC SERVICE	REAL ESTATE	TOTAL VALUE	HOMESTEAD EXEMPTION	*VETERAN EXEMPTION	NET VALUE
GORDON COOPER TECH CTR #5	152,830	3,695,747	11,117,520	14,966,097	251,595	531,320	14,183,182
CANADIAN VALLEY TECH CTR #6	1,556,226	3,199,463	129,741,156	134,496,845	1,900,000	3,963,818	128,633,027
MOORE NORMAN TECH CTR #17	969,013	2,724,576	31,479,850	35,173,439	602,000	1,997,787	32,573,652
FRANCIS TUTTLE TECH CTR #21 LESS TIF	386,095,690	87,102,526	4,113,706,979	4,586,905,195	46,474,753	57,387,179	4,483,043,263
METRO TECH CTR #22 LESS TIF	287,397,616	112,849,882	1,882,036,470	2,282,283,968	22,848,168	12,845,420	2,246,590,380
EASTERN OK CO TECH CTR #23 LESS TIF	18,677,357	76,280,910	389,993,345	484,951,612	7,992,105	24,007,757	452,951,750
ROSE STATE COLLEGE LESS TIF	101,023,898	30,090,506	721,925,093	853,039,497	13,977,094	27,205,924	811,856,479
OKLA. CITY COMM COLLEGE LESS TIF	329,848,254	49,881,009	706,856,601	1,086,585,864	10,984,929	3,098,031	1,072,502,904
NO SPECIAL DISTRICT	15,652,223	4,977,915	118,396,767	139,026,905	720,000	1,293,921	137,012,984
TOTAL SPECIAL DISTRICTS	1,141,373,107	370,802,534	8,105,253,781	9,617,429,422	105,750,644	132,331,157	9,379,347,621

Net Value reflects removal of TIF Increment.

SPECIAL DISTRICT INCREMENT

METRO TECH #22 TIF 2 INCREMENT	7,416,221	0	193,555,218	200,971,439	87,269	546,117	200,338,053
METRO TECH #22 TIF 4 INCREMENT	0	0	18,738	18,738	(1,292)	0	20,030
METRO TECH #22 TIF 7 INCREMENT	74,573	0	5,064,859	5,139,432	22,797	0	5,116,635
METRO TECH #22 DEVON TIF 8 INCREMENT	7,224,476	0	43,966,879	51,191,355	0	0	51,191,355
METRO TECH #22 VILLAGE TIF 1 INCREMENT	243,542	0	8,469,136	8,712,678	108,000	59,632	8,545,046
METRO TECH #22 VILLAGE TIF 4 INCREMENT	0	0	621,418	621,418	0	0	621,418
METRO TECH #22 OKC TIF 9 INCREMENT	711,327	0	3,824,563	4,535,890	(7,022)	255	4,542,657
METRO TECH #22 OKC TIF 10 INCREMENT	1,045,605	0	10,247,022	11,292,627	0	0	11,292,627
METRO TECH #22 OKC TIF 11 INCREMENT	1,803,551	0	1,476,342	3,279,893	0	0	3,279,893
METRO TECH #22 OKC TIF 13 INCREMENT	832,050	0	14,046,877	14,878,927	0	0	14,878,927
METRO TECH #22 OKC TIF 15 INCREMENT	(4,023)	0	508,575	504,552	0	0	504,552
FRANCIS TUTTLE #21 TIF 4 INCREMENT	1,206,386	0	4,758,020	5,964,406	(1,000)	0	5,965,406
FRANCIS TUTTLE #21 BETHANY TIF 2 INCREMENT	102,061	0	1,734,505	1,836,566	(1,000)	0	1,837,566
FRANCIS TUTTLE #21 EDMOND TIF 1 INCREMENT	369,650	0	2,068,341	2,437,991	(6,000)	0	2,443,991
FRANCIS TUTTLE #21 WARR ACRES TIF 1 INCREMENT	46,206	0	33,477	79,683	0	0	79,683
FRANCIS TUTTLE #21 WARR ACRES TIF 2 INCREMENT	133,090	0	517,920	651,010	(2,000)	1,408	651,602
FRANCIS TUTTLE #21 WARR ACRES TIF 3 INCREMENT	20,989	0	0	20,989	0	0	20,989
OKC COMM COLLEGE TIF 4 INCREMENT	957,035	0	5,056,685	6,013,720	0	0	6,013,720
OKC COMM COLLEGE LAS ROSAS TIF 6 INCREMENT	256	0	749,951	750,207	37,000	13,221	699,986
OKC COMM COLLEGE WHEELER PARK TIF 12 INCREMENT	55,518	0	8,660,770	8,716,288	26,000	75,405	8,614,883
ROSE STATE TIF 2 INCREMENT	1,411,470	0	4,324,075	5,735,545	(1,000)	5,952	5,730,593
ROSE STATE TIF 9 INCREMENT	429,612	0	1,188,237	1,617,849	1,000	0	1,616,849
EASTERN OK CO TECH CTR #23 TIFs 1 INCREMENT	1,491,593	0	13,928,797	15,420,390	107,000	269,018	15,044,372
TOTAL TIF INCREMENTS	25,571,188	0	324,820,405	350,391,593	369,752	971,008	349,050,833
TOTAL ASSESSED VALUE	1,166,944,295	370,802,534	8,430,074,186	9,967,821,015	106,120,396	133,302,165	9,728,398,454

ASSESSED VALUATION OF OKLAHOMA COUNTY FOR YEAR 2023


CITIES	PERSONAL	PUBLIC SERVICE	REAL ESTATE	TOTAL VALUE	HOMESTEAD EXEMPTION	*VETERAN EXEMPTION	NET VALUE
BETHANY LESS TIF	6,415,468	3,875,638	119,273,835	129,564,941	2,646,000	1,170,698	125,748,243
CHOCTAW LESS TIF	2,722,548	4,619,591	114,597,669	121,939,808	2,347,275	8,965,923	110,626,610
DEL CITY	15,099,701	5,214,468	115,171,117	135,485,286	3,047,000	1,896,646	130,541,640
EDMOND LESS TIF	61,103,409	17,094,910	1,379,373,607	1,457,571,926	15,004,000	22,717,946	1,419,849,980
FOREST PARK	765,674	498,604	12,975,966	14,240,244	278,000	725,322	13,236,922
HARRAH LESS TIF	2,198,519	2,000,632	45,539,769	49,738,920	916,539	2,342,488	46,479,893
JONES	2,246,901	920,526	21,662,246	24,829,673	475,000	730,909	23,623,764
LAKE ALUMA	92	28,451	3,811,954	3,840,497	28,000	0	3,812,497
LUTHER	1,731,555	37,688,625	11,518,506	50,938,686	235,656	184,366	50,518,664
MIDWEST CITY LESS TIF	39,983,202	13,370,502	390,308,775	443,662,479	7,854,168	14,474,856	421,333,455
NICHOLS HILLS	2,912,083	899,462	184,351,029	188,162,574	946,000	600,759	186,615,815
NICOMA PARK	1,486,093	736,287	14,681,513	16,903,893	377,121	588,950	15,937,822
OKLAHOMA CITY LESS TIF	961,546,314	238,605,055	5,229,029,474	6,429,180,843	63,956,683	67,815,534	6,297,408,626
SMITH VILLAGE	193	17,881	309,529	327,603	13,000	26,008	288,595
SPENCER	1,626,359	986,445	18,937,127	21,549,931	645,800	832,514	20,071,617
THE VILLAGE LESS TIF	10,079,247	2,118,873	96,613,319	108,811,439	1,648,000	767,763	106,395,676
VALLEY BROOK	326,031	126,062	2,263,556	2,715,649	81,289	13,953	2,620,407
WARR ACRES LESS TIF	6,095,123	2,184,069	75,608,290	83,887,482	1,463,250	738,496	81,685,736
WOODLAWN PARK	257,576	47,781	1,923,410	2,228,767	45,000	48,964	2,134,803
TOTAL CITIES	1,116,596,088	331,033,862	7,837,950,691	9,285,580,641	102,007,781	124,642,095	9,058,930,765
TOTAL TOWNSHIPS	24,777,019	39,768,672	267,303,090	331,848,781	3,742,863	7,689,062	320,416,856
TOTAL COUNTY	1,141,373,107	370,802,534	8,105,253,781	9,617,429,422	105,750,644	132,331,157	9,379,347,621
Net Value reflects removal of TIF Increment.							
COUNTY INCREMENT							
COUNTY OKC TIF 2 INCREMENT	7,416,221	0	193,555,218	200,971,439	87,269	546,117	200,338,053
COUNTY OKC TIF 4 INCREMENT	2,163,421	0	9,833,443	11,996,864	(2,292)	0	11,999,156
COUNTY OKC TIF 6 INCREMENT	256	0	749,951	750,207	37,000	13,221	699,986
COUNTY OKC TIF 7 INCREMENT	74,573	0	5,064,859	5,139,432	22,797	0	5,116,635
COUNTY OKC TIF 8 INCREMENT	7,224,476	0	43,966,879	51,191,355	0	0	51,191,355
COUNTY OKC TIF 9 INCREMENT	1,140,939	0	5,012,800	6,153,739	(6,022)	255	6,159,506
COUNTY OKC TIF 10 INCREMENT	1,045,605	0	10,247,022	11,292,627	0	0	11,292,627
COUNTY OKC TIF 11 INCREMENT	1,803,551	0	1,476,342	3,279,893	0	0	3,279,893
COUNTY OKC TIF 12 INCREMENT	55,518	0	8,660,770	8,716,288	26,000	75,405	8,614,883
COUNTY OKC TIF 13 INCREMENT	832,050	0	14,046,877	14,878,927	0	0	14,878,927
COUNTY OKC TIF 15 INCREMENT	(4,023)	0	508,575	504,552	0	0	504,552
COUNTY VILLAGE TIF 1 INCREMENT	243,542	0	8,469,136	8,712,678	108,000	59,632	8,545,046
COUNTY VILLAGE TIF 4 INCREMENT	0	0	621,418	621,418	0	0	621,418
COUNTY MWC TIF 2 INCREMENT	1,411,470	0	4,324,075	5,735,545	(1,000)	5,952	5,730,593
COUNTY BETHANY TIF 2 INCREMENT	102,061	0	1,734,505	1,836,566	(1,000)	0	1,837,566
COUNTY EDMOND TIF 1 INCREMENT	369,650	0	2,068,341	2,437,991	(6,000)	0	2,443,991
COUNTY WARR ACRES TIF 1 INCREMENT	46,206	0	33,477	79,683	0	0	79,683
COUNTY WARR ACRES TIF 2 INCREMENT	133,090	0	517,920	651,010	(2,000)	1,408	651,602
COUNTY WARR ACRES TIF 3 INCREMENT	20,989	0	0	20,989	0	0	20,989
COUNTY CHOCTAW TIF 1 INCREMENT	1,409,731	0	4,260,119	5,669,850	16,000	18,833	5,635,017
COUNTY HARRAH TIF 1 INCREMENT	81,862	0	9,668,678	9,750,540	91,000	250,185	9,409,355
TOTAL TIF INCREMENTS	25,571,188	0	324,820,405	350,391,593	369,752	971,008	349,050,833
TOTAL ASSESSED VALUE	1,166,944,295	370,802,534	8,430,074,186	9,967,821,015	106,120,396	133,302,165	9,728,398,454

*Exemption on Homesteaded property for veterans classified as 100% disabled by the U.S. Department of Veterans Affairs or for their surviving spouse.

ASSESSED VALUATION OF OKLAHOMA COUNTY FOR YEAR 2023


OKLAHOMA CITY, OKLAHOMA
OKLAHOMA COUNTY
STATE OF OKLAHOMA


Total Valuation of Oklahoma County, CERTIFIED THIS 26 DAY OF July, 2023.


LARRY STEIN, COUNTY ASSESSOR
OKLAHOMA COUNTY, OKLAHOMA

SUBSCRIBED AND SWORN TO BEFORE ME THIS 26 DAY OF July, 2023




MARESSA TREAT, COUNTY CLERK
OKLAHOMA COUNTY, OKLAHOMA

EXCISE BOARD 



LARRY STEIN

OKLAHOMA COUNTY ASSESSOR

320 Robert S. Kerr, #313 • Oklahoma City, Oklahoma 73102
(405) 713-1201 Fax (405) 713-1853 www.assessor.oklahomacounty.org

July 26, 2023

Maressa Treat
Oklahoma County Clerk
320 Robert S. Kerr Avenue
Oklahoma City, OK 73102


This is to inform you the certification of the 2023 Assessment Rolls incentive overlap area for Metro Tech #22, Francis Tuttle Tech #21, & Moore/Norman Tech #17 contains the following:
(Tax Districts 141, 189, 300, 300TF4D, 300TF6D, 300TF12D, 302, 341, 353, 402, 700)

<u>OKC Community College Incentive/Overlap Areas</u>	<u>Personal</u>	<u>Public Service</u>	<u>Net Real Estate</u>	<u>Net Valuation</u>
Metro Tech #22 less TIFs	134,345,876	29,573,090	438,757,510	602,676,476
Francis Tuttle Tech #21	161,761,228	19,444,969	184,697,967	365,904,164
Moore/Norman Tech #17	33,741,150	862,950	69,318,164	103,922,264
<u>TOTAL OKC Comm College</u>	<u>329,848,254</u>	<u>49,881,009</u>	<u>692,773,641</u>	<u>1,072,502,904</u>

<u>TIF Valuations - OKC OCC</u>				
Dell TIF #4	957,035	0	5,056,685	6,013,720
Los Rosas TIF #6	256	0	699,730	699,986
Wheeler Park TIF #12	55,518	0	8,559,365	8,614,883

I hope you find this information satisfactory for your requirements.

Sincerely,



LARRY STEIN
COUNTY ASSESSOR



LARRY STEIN

OKLAHOMA COUNTY ASSESSOR

320 Robert S. Kerr, #313 • Oklahoma City, Oklahoma 73102
(405) 713-1201 Fax (405) 713-1853 www.assessor.oklahomacounty.org

July 26, 2023

Maressa Treat
Oklahoma County Clerk
County Office Building
320 Robert S. Kerr Avenue
Oklahoma City, OK 73102

This is to inform you on the 2023 Assessment Rolls the Hickory Hills Fire Protection District #1 and the Deer Creek Fire Protection District #2 contain the following:

	Hickory Hills Fire District #1	Deer Creek Fire District #2
	<u>ASSESSED VALUATION</u>	<u>ASSESSED VALUATION</u>
REAL ESTATE	13,493,128	120,202,722
PERSONAL	615,776	2,793,972
PUBLIC SERVICE	<u>371,503</u>	<u>4,064,735</u>
TOTAL ASSESSED	14,480,407	127,061,429

I hope you find this information is satisfactory for your requirements.

Sincerely,

LARRY STEIN
COUNTY ASSESSOR

Real	Count	Value
Agricultural	23	109,322
Commercial	2,792	411,391,911
Residential	37,595	708,500,628
Total Real Value	40,410	1,120,001,861
Homestead	17,393	17,392,250
Veteran	558	11,950,310
Total Exempt	17,951	29,342,560
TIF Increment Value		7,046,514
Net Assessed		1,083,612,787
Under Protest	0	0
Senior Freeze	3,917	
Capped Parcels	40,372	

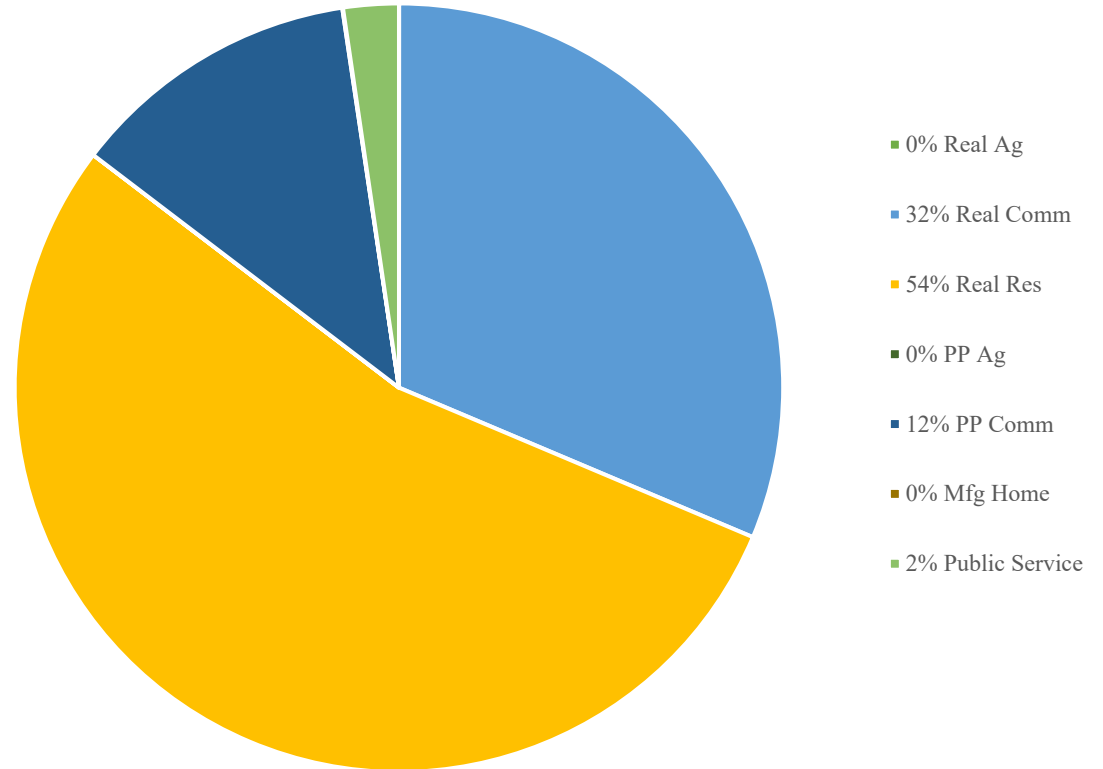
Personal	Count	Value
Agricultural	4	4,816
Commercial	4,031	161,162,318
Mfg Home	425	397,755
Total Personal	4,460	161,564,889
TIF Increment Value		1,508,732
Net Assessed		160,056,157
Under Protest	0	0

Public Service	Count	Value
Total PS Value	49	30,590,857
TIF Increment Value		0
Net Assessed		30,590,857

District Totals		
Total Gross Value	1,312,157,607	
Homestead Loss	17,392,250	
Other Exemption Loss	11,950,310	
TIF Increment Value	8,555,246	
Retained TIF Value	0	
Net Assessed Value	1,274,259,801	
Under Protest	0	

*Public Service Protest Values are not included on this report.

Total Valuation



TIF Project Summary						
Description	Expires	Base Value	Increment Value	Retained Inc	Total Value	
OKC TIF#4	2030	1,693,552	5,965,406	0	7,658,958	
BETHANY TIF#2	2045	2,577,902	1,837,566	0	4,415,468	
WARR ACRES TIF#1	2047	1,553,948	79,683	0	1,633,631	
WARR ACRES TIF#2	2047	4,957,951	651,602	0	5,609,553	
WARR ACRES TIF#3	2047	514,095	20,989	0	535,084	
Total TIF Valuation:		11,297,448	8,555,246	0	19,852,694	

Real	Count	Value
Agricultural	756	8,944,120
Commercial	84	1,586,027
Residential	2,643	39,961,156
Total Real Value	3,483	50,491,303
Homestead	944	942,143
Veteran	41	1,066,483
Total Exempt	985	2,008,626
TIF Increment Value		0
Net Assessed		48,482,677
Under Protest	0	0
Senior Freeze	165	
Capped Parcels	3,462	

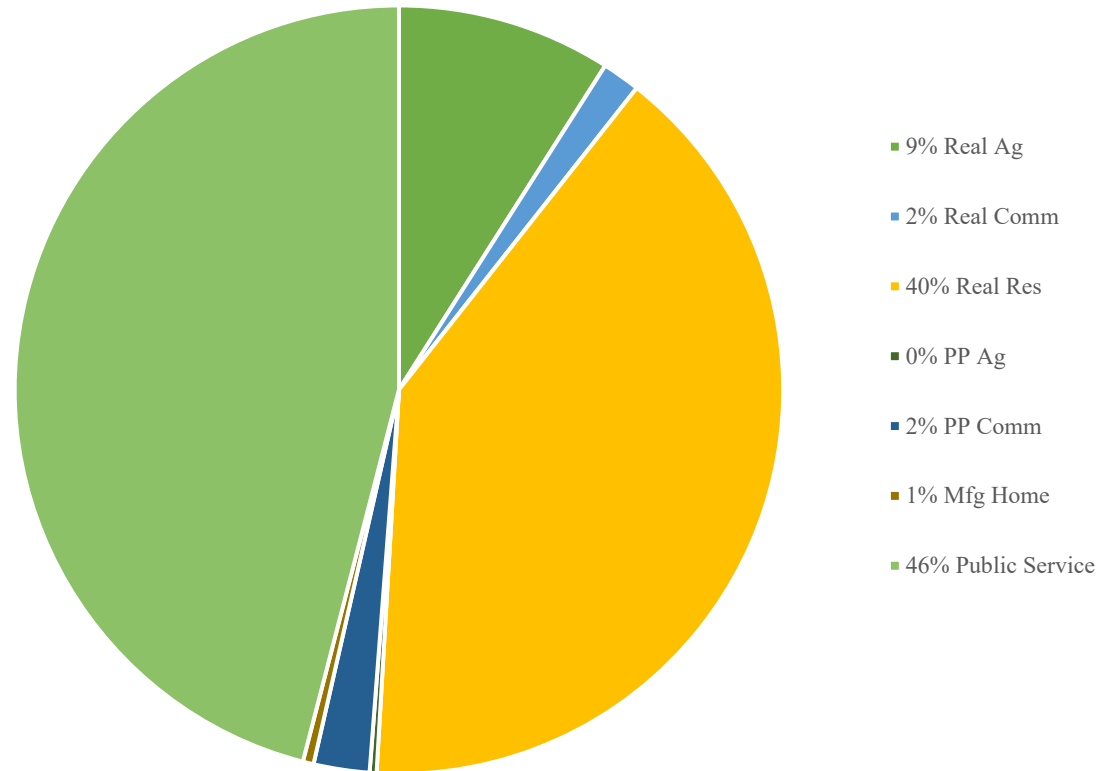
Personal	Count	Value
Agricultural	161	288,255
Commercial	144	2,331,748
Mfg Home	144	449,201
Total Personal	449	3,069,204
TIF Increment Value		0
Net Assessed		3,069,204
Under Protest	0	0

Public Service	Count	Value
Total PS Value	52	45,578,621
TIF Increment Value		0
Net Assessed		45,578,621

District Totals		
Total Gross Value		99,139,128
Homestead Loss		942,143
Other Exemption Loss		1,066,483
TIF Increment Value		0
Retained TIF Value		0
Net Assessed Value		97,130,502
Under Protest		0

*Public Service Protest Values are not included on this report.

Total Valuation



TIF Project Summary					
Description	Expires	Base Value	Increment Value	Retained Inc	Total Value

N/A

Real	Count	Value
Agricultural	288	3,587,018
Commercial	389	20,380,345
Residential	14,012	293,915,999
Total Real Value	14,689	317,883,362
Homestead	6,341	6,338,734
Veteran	830	23,985,477
Total Exempt	7,171	30,324,211
TIF Increment Value		4,225,286
Net Assessed		283,333,865
Under Protest	0	0
Senior Freeze	1,180	
Capped Parcels	14,674	

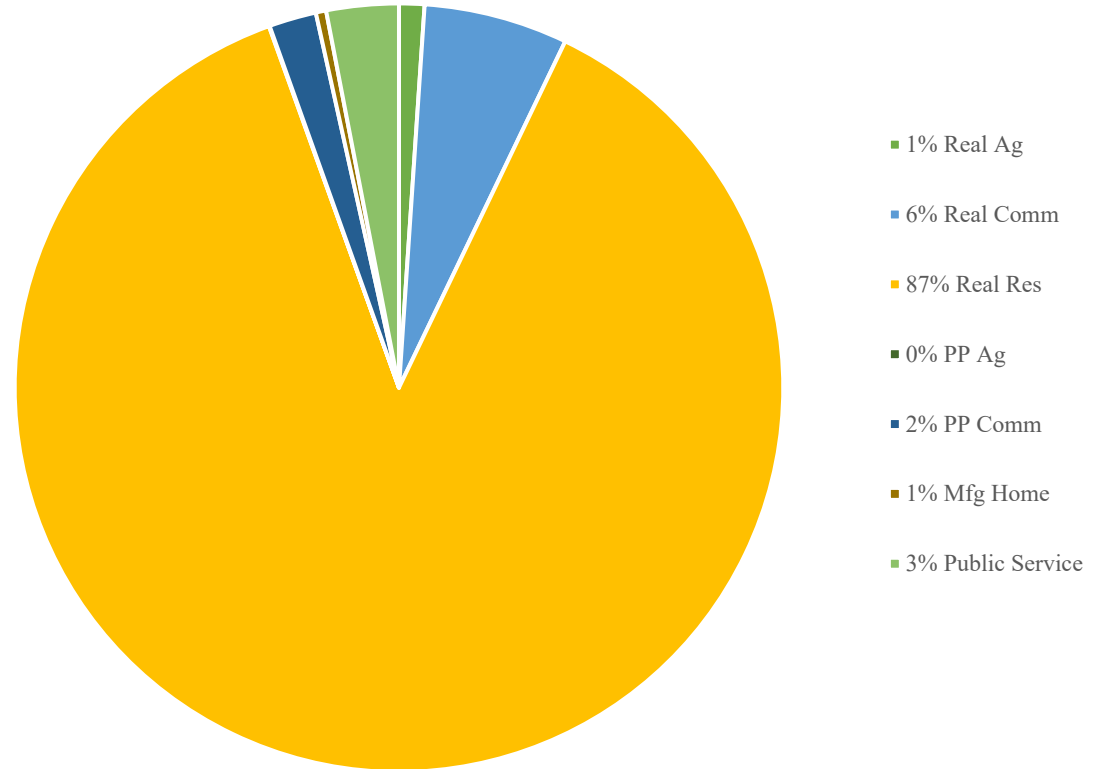
Personal	Count	Value
Agricultural	96	99,059
Commercial	598	6,699,809
Mfg Home	558	1,459,228
Total Personal	1,252	8,258,096
TIF Increment Value		1,409,731
Net Assessed		6,848,365
Under Protest	0	0

Public Service	Count	Value
Total PS Value	62	10,226,713
TIF Increment Value		0
Net Assessed		10,226,713

District Totals	
Total Gross Value	336,368,171
Homestead Loss	6,338,734
Other Exemption Loss	23,985,477
TIF Increment Value	5,635,017
Retained TIF Value	0
Net Assessed Value	300,408,943
Under Protest	0

*Public Service Protest Values are not included on this report.

Total Valuation



TIF Project Summary					
Description	Expires	Base Value	Increment Value	Retained Inc	Total Value
CHOCTAW TIF#1	2034	3,248,619	5,635,017	0	8,883,636
Total TIF Valuation:		3,248,619	5,635,017	0	8,883,636

Real	Count	Value
Agricultural	357	7,752,766
Commercial	354	72,513,576
Residential	14,833	498,656,276
Total Real Value	15,544	578,922,618
Homestead	5,008	5,008,000
Veteran	243	9,334,526
Total Exempt	5,251	14,342,526
TIF Increment Value		0
Net Assessed		564,580,092
Under Protest	1	96,405
Senior Freeze	413	
Capped Parcels	15,532	

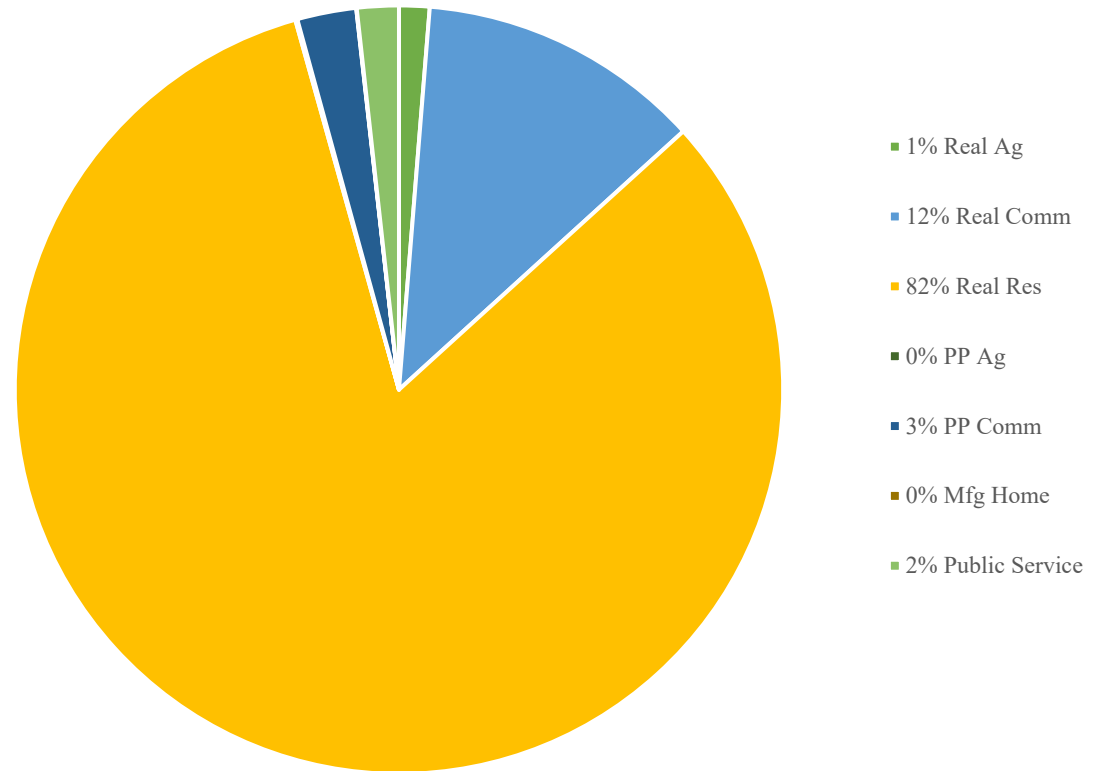
Personal	Count	Value
Agricultural	62	519,298
Commercial	536	15,049,708
Mfg Home	32	118,803
Total Personal	630	15,687,809
TIF Increment Value		0
Net Assessed		15,687,809
Under Protest	0	0

Public Service	Count	Value
Total PS Value	35	10,640,263
TIF Increment Value		0
Net Assessed		10,640,263

District Totals		
Total Gross Value		605,250,690
Homestead Loss		5,008,000
Other Exemption Loss		9,334,526
TIF Increment Value		0
Retained TIF Value		0
Net Assessed Value		590,908,164
Under Protest		96,405

*Public Service Protest Values are not included on this report.

Total Valuation



TIF Project Summary					
Description	Expires	Base Value	Increment Value	Retained Inc	Total Value

N/A

Real	Count	Value
Agricultural	306	3,167,608
Commercial	209	8,862,672
Residential	4,285	67,950,995
Total Real Value	4,800	79,981,275
Homestead	1,710	1,709,077
Veteran	166	3,717,034
Total Exempt	1,876	5,426,111
TIF Increment Value		9,327,493
Net Assessed		65,227,671
Under Protest	0	0
Senior Freeze	361	
Capped Parcels	4,783	

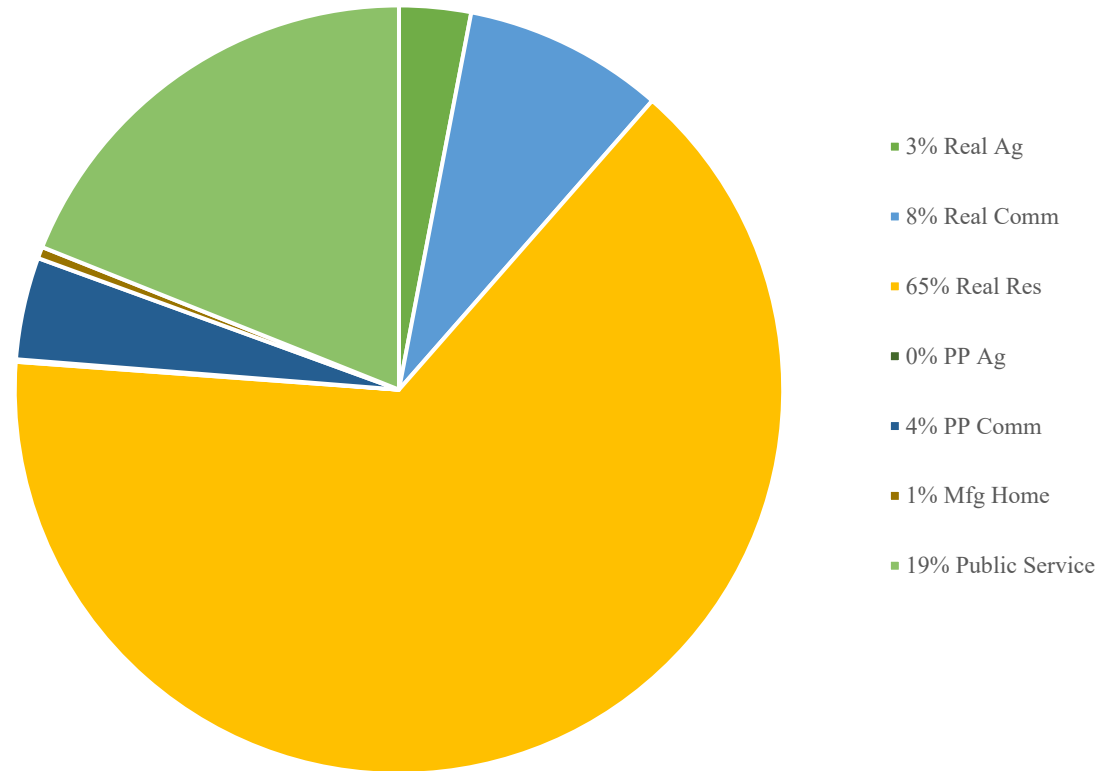
Personal	Count	Value
Agricultural	82	109,552
Commercial	306	4,518,394
Mfg Home	223	512,463
Total Personal	611	5,140,409
TIF Increment Value		81,862
Net Assessed		5,058,547
Under Protest	0	0

Public Service	Count	Value
Total PS Value	50	19,899,943
TIF Increment Value		0
Net Assessed		19,899,943

District Totals		
Total Gross Value		105,021,627
Homestead Loss		1,709,077
Other Exemption Loss		3,717,034
TIF Increment Value		9,409,355
Retained TIF Value		0
Net Assessed Value		90,186,161
Under Protest		0

*Public Service Protest Values are not included on this report.

Total Valuation



TIF Project Summary					
Description	Expires	Base Value	Increment Value	Retained Inc	Total Value
HARRAH TIF#1	2034	195,935	9,409,355	0	9,605,290
Total TIF Valuation:		195,935	9,409,355	0	9,605,290

Real	Count	Value
Agricultural	412	5,145,512
Commercial	119	2,816,473
Residential	2,989	48,645,336
Total Real Value	3,520	56,607,321
Homestead	1,140	1,138,151
Veteran	81	2,381,145
Total Exempt	1,221	3,519,296
TIF Increment Value		0
Net Assessed		53,088,025
Under Protest	0	0
Senior Freeze	229	
Capped Parcels	3,510	

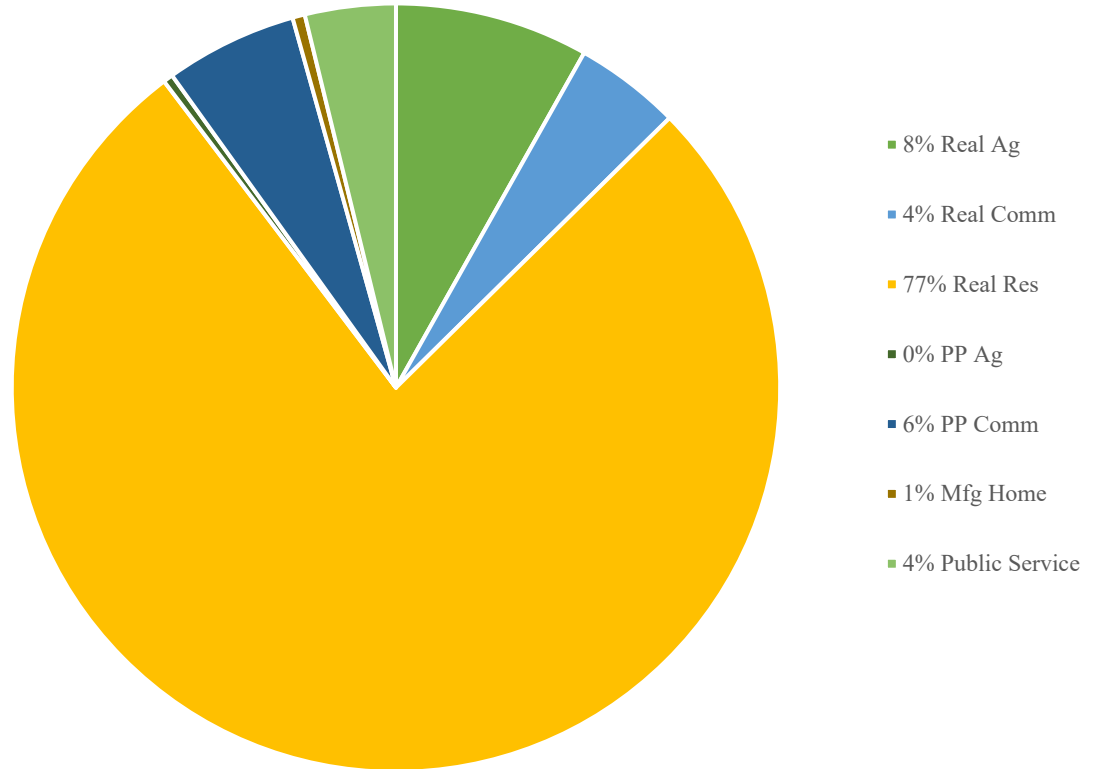
Personal	Count	Value
Agricultural	112	260,179
Commercial	175	3,510,981
Mfg Home	106	328,884
Total Personal	393	4,100,044
TIF Increment Value		0
Net Assessed		4,100,044
Under Protest	0	0

Public Service	Count	Value
Total PS Value	41	2,409,844
TIF Increment Value		0
Net Assessed		2,409,844

District Totals	
Total Gross Value	63,117,209
Homestead Loss	1,138,151
Other Exemption Loss	2,381,145
TIF Increment Value	0
Retained TIF Value	0
Net Assessed Value	59,597,913
Under Protest	0

*Public Service Protest Values are not included on this report.

Total Valuation



TIF Project Summary					
Description	Expires	Base Value	Increment Value	Retained Inc	Total Value

N/A

Real	Count	Value
Agricultural	378	6,998,143
Commercial	3,603	551,897,299
Residential	55,882	1,793,239,874
Total Real Value	59,863	2,352,135,316
Homestead	23,556	23,555,503
Veteran	992	36,012,121
Total Exempt	24,548	59,567,624
TIF Increment Value		2,074,341
Net Assessed		2,290,493,351
Under Protest	0	0
Senior Freeze	3,071	
Capped Parcels	59,822	

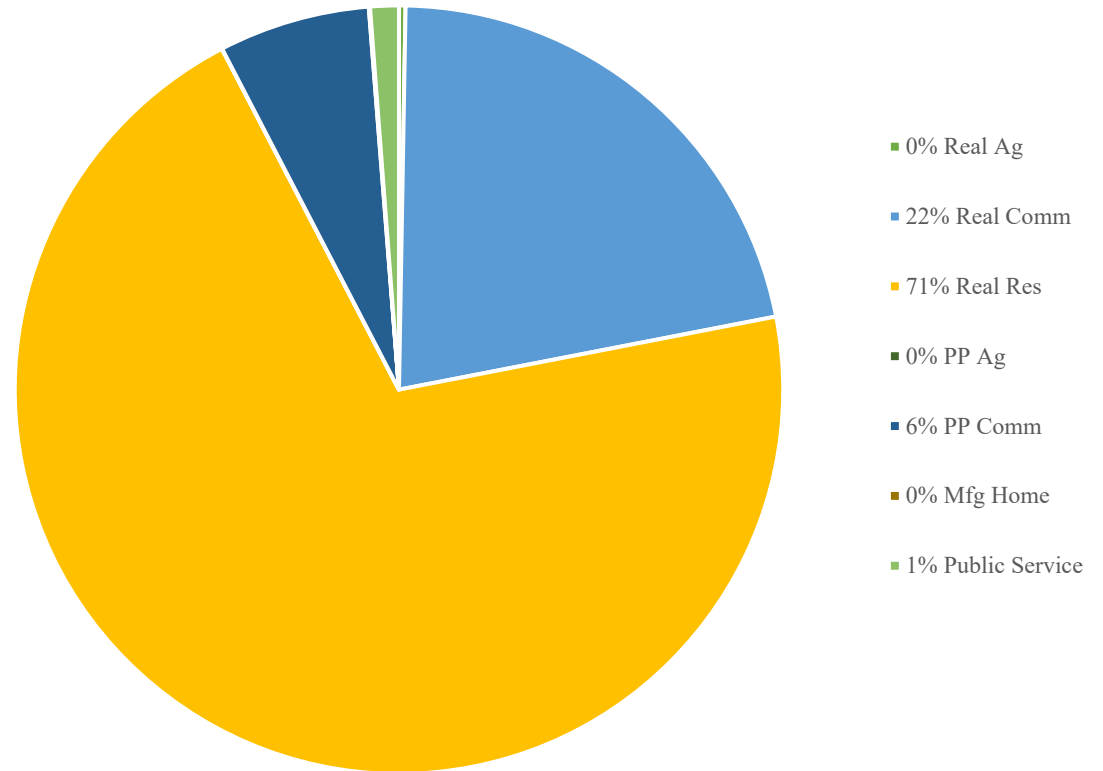
Personal	Count	Value
Agricultural	72	174,265
Commercial	5,037	162,005,450
Mfg Home	670	1,280,396
Total Personal	5,779	163,460,111
TIF Increment Value		369,650
Net Assessed		163,090,461
Under Protest	0	0

Public Service	Count	Value
Total PS Value	76	30,663,454
TIF Increment Value		0
Net Assessed		30,663,454

District Totals		
Total Gross Value		2,546,258,881
Homestead Loss		23,555,503
Other Exemption Loss		36,012,121
TIF Increment Value		2,443,991
Retained TIF Value		0
Net Assessed Value		2,484,247,266
Under Protest		0

*Public Service Protest Values are not included on this report.

Total Valuation



TIF Project Summary					
Description	Expires	Base Value	Increment Value	Retained Inc	Total Value
EDMOND TIF#1	2046	14,971,229	2,443,991	0	17,415,220
Total TIF Valuation:		14,971,229	2,443,991	0	17,415,220

Real	Count	Value
Agricultural	17	485,315
Commercial	119	20,252,095
Residential	1,644	96,549,850
Total Real Value	1,780	117,287,260
Homestead	709	709,000
Veteran	26	1,293,921
Total Exempt	735	2,002,921
TIF Increment Value		0
Net Assessed		115,284,339
Under Protest	0	0
Senior Freeze	21	
Capped Parcels	1,778	

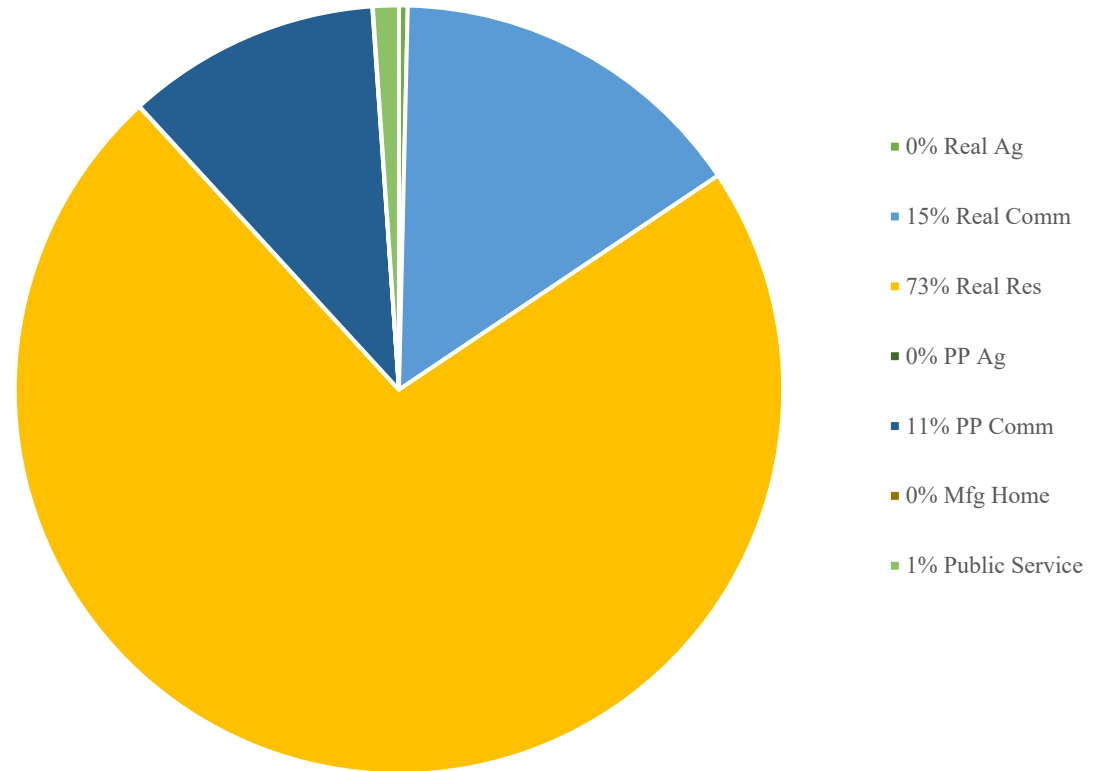
Personal	Count	Value
Agricultural	9	14,367
Commercial	160	14,224,437
Mfg Home	17	29,575
Total Personal	186	14,268,379
TIF Increment Value		0
Net Assessed		14,268,379
Under Protest	0	0

Public Service	Count	Value
Total PS Value	12	1,444,761
TIF Increment Value		0
Net Assessed		1,444,761

District Totals		
Total Gross Value		133,000,400
Homestead Loss		709,000
Other Exemption Loss		1,293,921
TIF Increment Value		0
Retained TIF Value		0
Net Assessed Value		130,997,479
Under Protest		0

*Public Service Protest Values are not included on this report.

Total Valuation



TIF Project Summary					
Description	Expires	Base Value	Increment Value	Retained Inc	Total Value

N/A

Real	Count	Value
Agricultural	31	636,002
Commercial	176	14,773,225
Residential	1,566	25,214,489
Total Real Value	1,773	40,623,716
Homestead	736	736,000
Veteran	57	950,298
Total Exempt	793	1,686,298
TIF Increment Value		0
Net Assessed		38,937,418
Under Protest	0	0
Senior Freeze	197	
Capped Parcels	1,769	

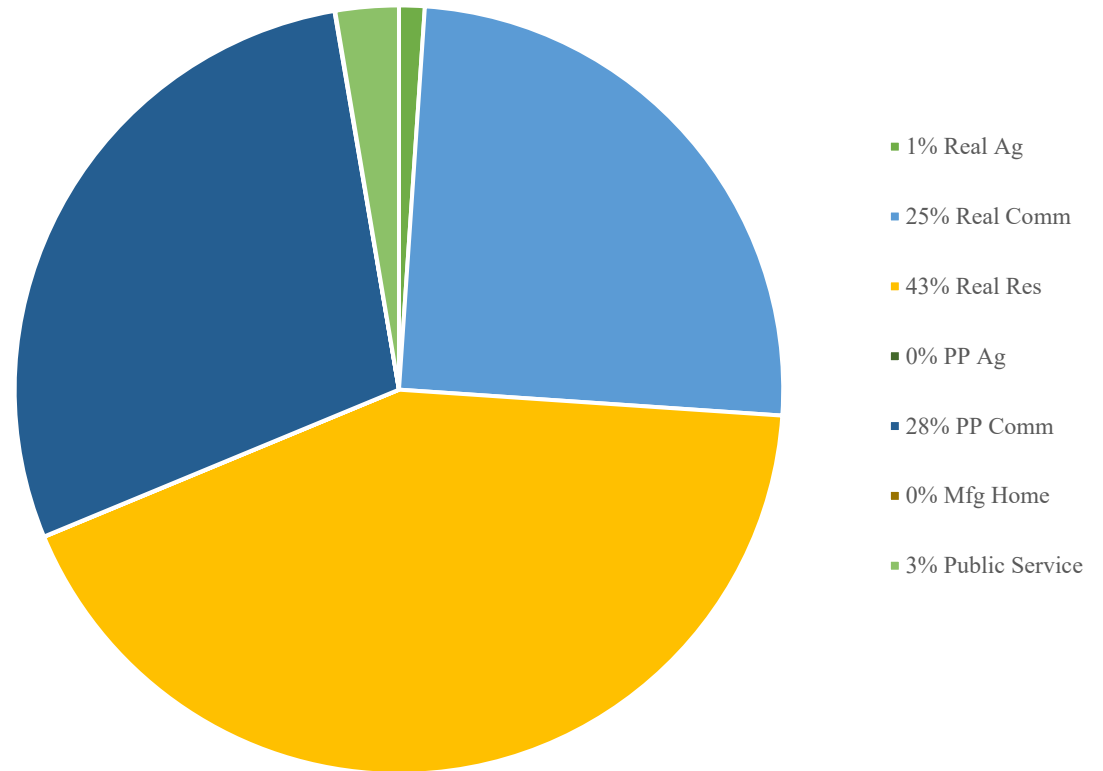
Personal	Count	Value
Agricultural	6	6,445
Commercial	238	16,877,472
Mfg Home	21	15,877
Total Personal	265	16,899,794
TIF Increment Value		0
Net Assessed		16,899,794
Under Protest	0	0

Public Service	Count	Value
Total PS Value	25	1,570,793
TIF Increment Value		0
Net Assessed		1,570,793

District Totals	
Total Gross Value	59,094,303
Homestead Loss	736,000
Other Exemption Loss	950,298
TIF Increment Value	0
Retained TIF Value	0
Net Assessed Value	57,408,005
Under Protest	0

*Public Service Protest Values are not included on this report.

Total Valuation



TIF Project Summary					
Description	Expires	Base Value	Increment Value	Retained Inc	Total Value

N/A

Real	Count	Value
Agricultural	38	330,869
Commercial	1,186	210,511,075
Residential	4,095	47,128,275
Total Real Value	5,319	257,970,219
Homestead	1,534	1,533,869
Veteran	45	579,566
Total Exempt	1,579	2,113,435
TIF Increment Value		0
Net Assessed		255,856,784
Under Protest	0	0
Senior Freeze	410	
Capped Parcels	5,299	

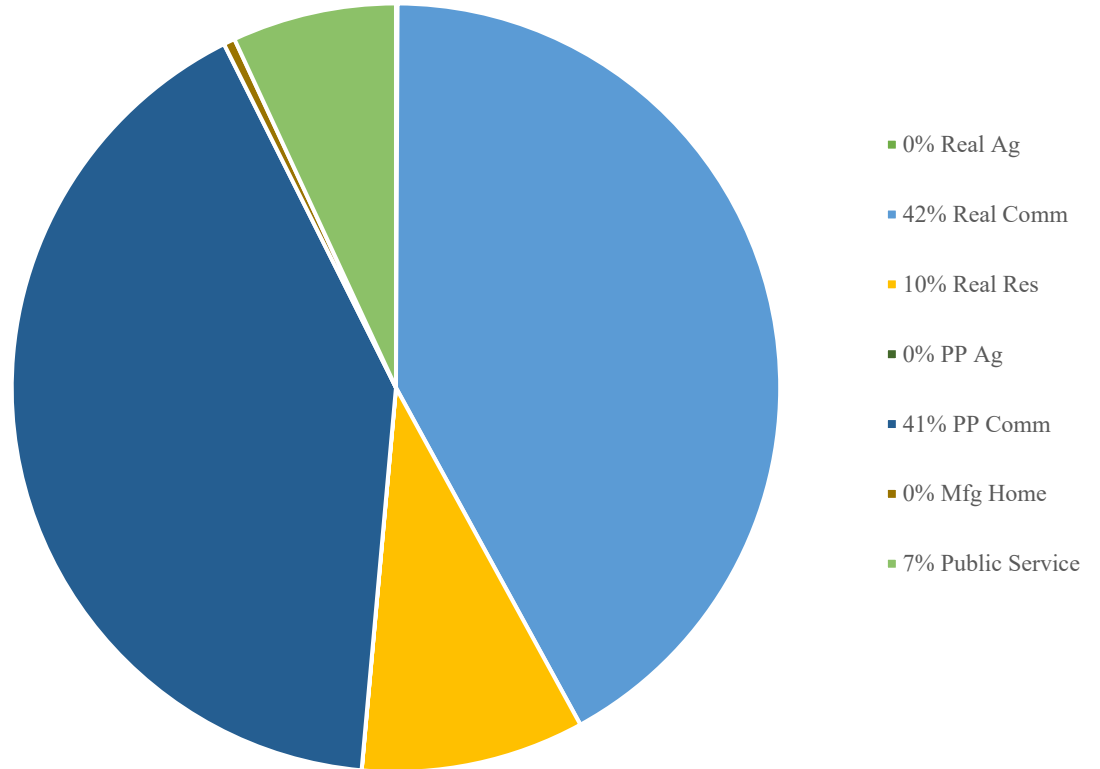
Personal	Count	Value
Agricultural	6	14,106
Commercial	1,248	206,608,444
Mfg Home	918	2,399,941
Total Personal	2,172	209,022,491
TIF Increment Value		0
Net Assessed		209,022,491
Under Protest	0	0

Public Service	Count	Value
Total PS Value	59	34,652,921
TIF Increment Value		0
Net Assessed		34,652,921

District Totals		
Total Gross Value		501,645,631
Homestead Loss		1,533,869
Other Exemption Loss		579,566
TIF Increment Value		0
Retained TIF Value		0
Net Assessed Value		499,532,196
Under Protest		0

*Public Service Protest Values are not included on this report.

Total Valuation



TIF Project Summary					
Description	Expires	Base Value	Increment Value	Retained Inc	Total Value

N/A

Real	Count	Value
Agricultural	80	1,674,374
Commercial	1,531	186,568,917
Residential	28,266	376,872,320
Total Real Value	29,877	565,115,611
Homestead	10,623	10,620,926
Veteran	974	19,496,013
Total Exempt	11,597	30,116,939
TIF Increment Value		5,506,360
Net Assessed		529,492,312
Under Protest	0	0
Senior Freeze	2,604	
Capped Parcels	29,799	

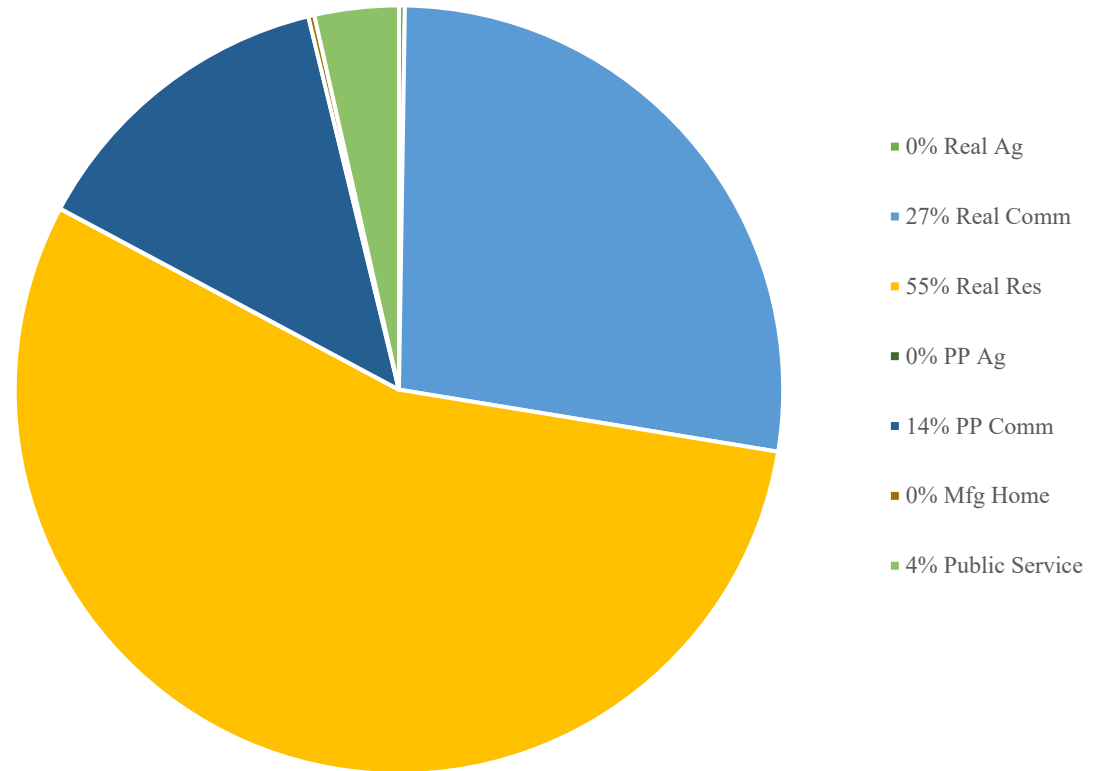
Personal	Count	Value
Agricultural	34	41,452
Commercial	2,139	91,417,093
Mfg Home	726	1,733,496
Total Personal	2,899	93,192,041
TIF Increment Value		1,841,082
Net Assessed		91,350,959
Under Protest	0	0

Public Service	Count	Value
Total PS Value	73	24,158,456
TIF Increment Value		0
Net Assessed		24,158,456

District Totals	
Total Gross Value	682,466,108
Homestead Loss	10,620,926
Other Exemption Loss	19,496,013
TIF Increment Value	7,347,442
Retained TIF Value	0
Net Assessed Value	645,001,727
Under Protest	0

*Public Service Protest Values are not included on this report.

Total Valuation



TIF Project Summary					
Description	Expires	Base Value	Increment Value	Retained Inc	Total Value
MWC TIF#2	2037	1,563,003	5,730,593	0	7,293,596
OKC TIF#9	2040	1,152,717	1,616,849	0	2,769,566
Total TIF Valuation:		2,715,720	7,347,442	0	10,063,162

Real	Count	Value
Agricultural	2	63,044
Commercial	407	30,362,993
Residential	916	4,021,924
Total Real Value	1,325	34,447,961
Homestead	209	200,064
Veteran	2	17,611
Total Exempt	211	217,675
TIF Increment Value		0
Net Assessed		34,230,286
Under Protest	0	0
Senior Freeze	54	
Capped Parcels	1,311	

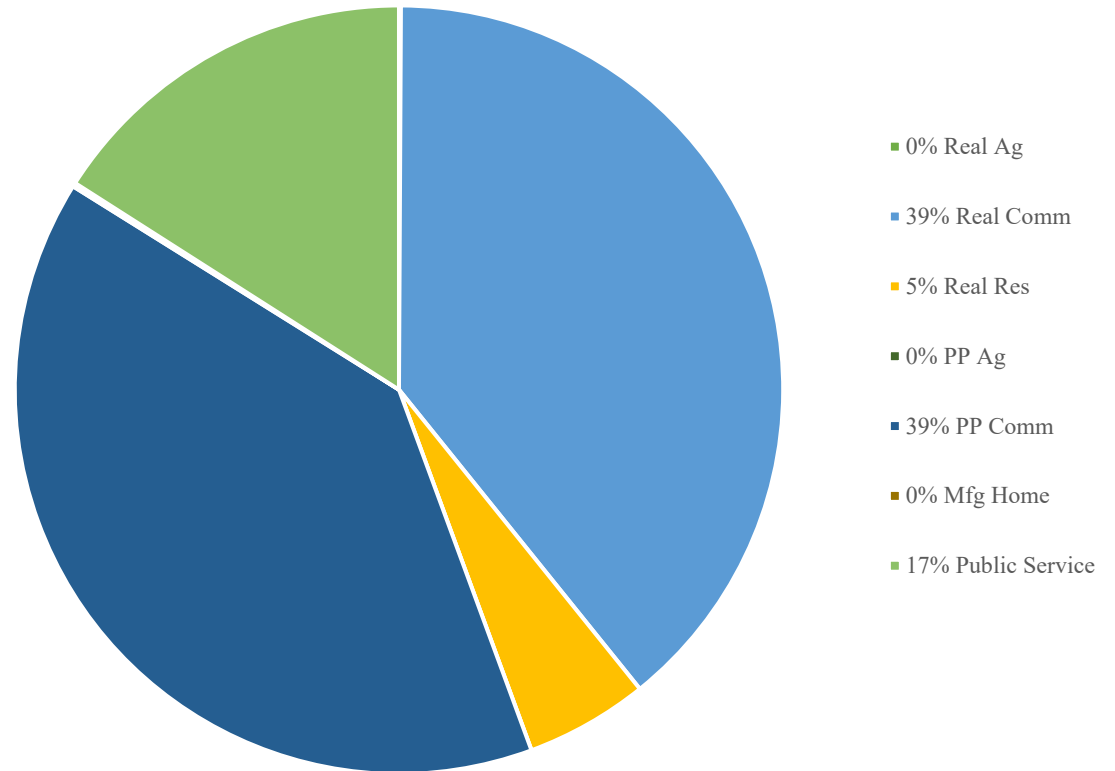
Personal	Count	Value
Agricultural	0	0
Commercial	363	30,634,775
Mfg Home	21	125,276
Total Personal	384	30,760,051
TIF Increment Value		0
Net Assessed		30,760,051
Under Protest	0	0

Public Service	Count	Value
Total PS Value	19	12,384,855
TIF Increment Value		0
Net Assessed		12,384,855

District Totals	
Total Gross Value	77,592,867
Homestead Loss	200,064
Other Exemption Loss	17,611
TIF Increment Value	0
Retained TIF Value	0
Net Assessed Value	77,375,192
Under Protest	0

*Public Service Protest Values are not included on this report.

Total Valuation



TIF Project Summary					
Description	Expires	Base Value	Increment Value	Retained Inc	Total Value

N/A

Real	Count	Value
Agricultural	5	32,296
Commercial	105	5,237,354
Residential	565	4,075,105
Total Real Value	675	9,344,755
Homestead	110	108,312
Veteran	10	110,093
Total Exempt	120	218,405
TIF Increment Value		0
Net Assessed		9,126,350
Under Protest	0	0
Senior Freeze	25	
Capped Parcels	664	

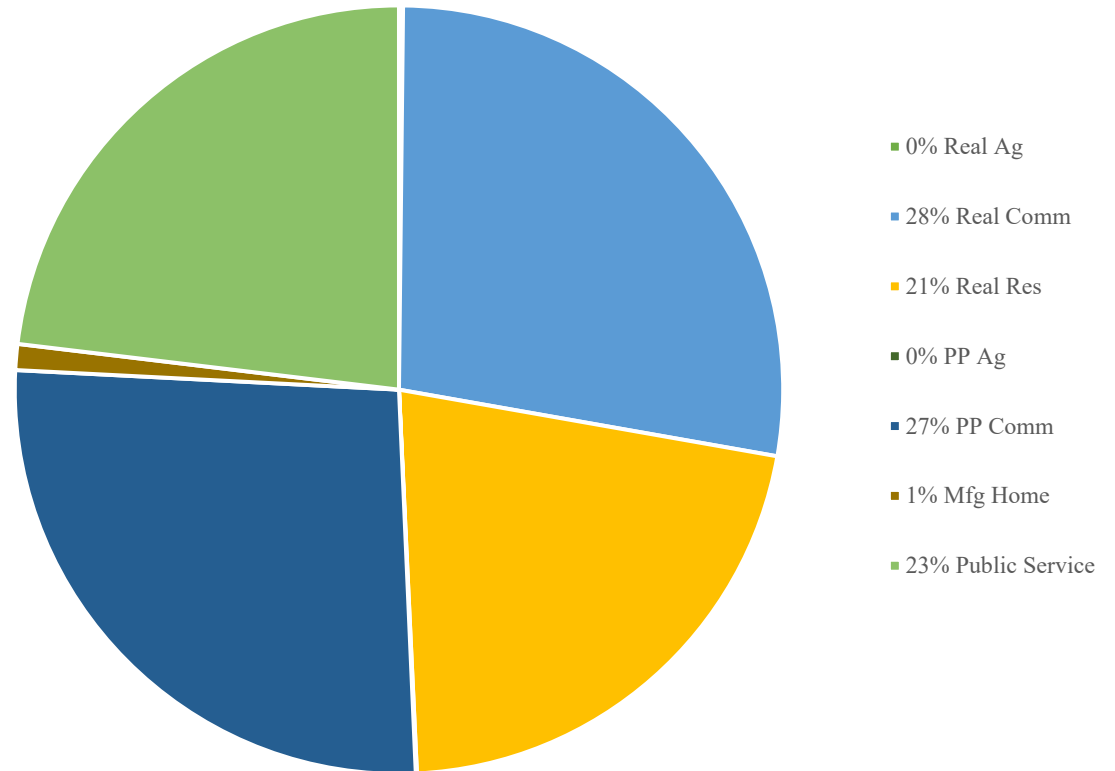
Personal	Count	Value
Agricultural	2	9,126
Commercial	84	5,029,679
Mfg Home	151	206,533
Total Personal	237	5,245,338
TIF Increment Value		0
Net Assessed		5,245,338
Under Protest	0	0

Public Service	Count	Value
Total PS Value	32	4,382,177
TIF Increment Value		0
Net Assessed		4,382,177

District Totals	
Total Gross Value	18,972,270
Homestead Loss	108,312
Other Exemption Loss	110,093
TIF Increment Value	0
Retained TIF Value	0
Net Assessed Value	18,753,865
Under Protest	0

*Public Service Protest Values are not included on this report.

Total Valuation



TIF Project Summary					
Description	Expires	Base Value	Increment Value	Retained Inc	Total Value

N/A

Real	Count	Value
Agricultural	0	0
Commercial	113	6,150,590
Residential	1,100	14,756,908
Total Real Value	1,213	20,907,498
Homestead	277	277,000
Veteran	7	91,989
Total Exempt	284	368,989
TIF Increment Value		0
Net Assessed		20,538,509
Under Protest	0	0
Senior Freeze	64	
Capped Parcels	1,213	

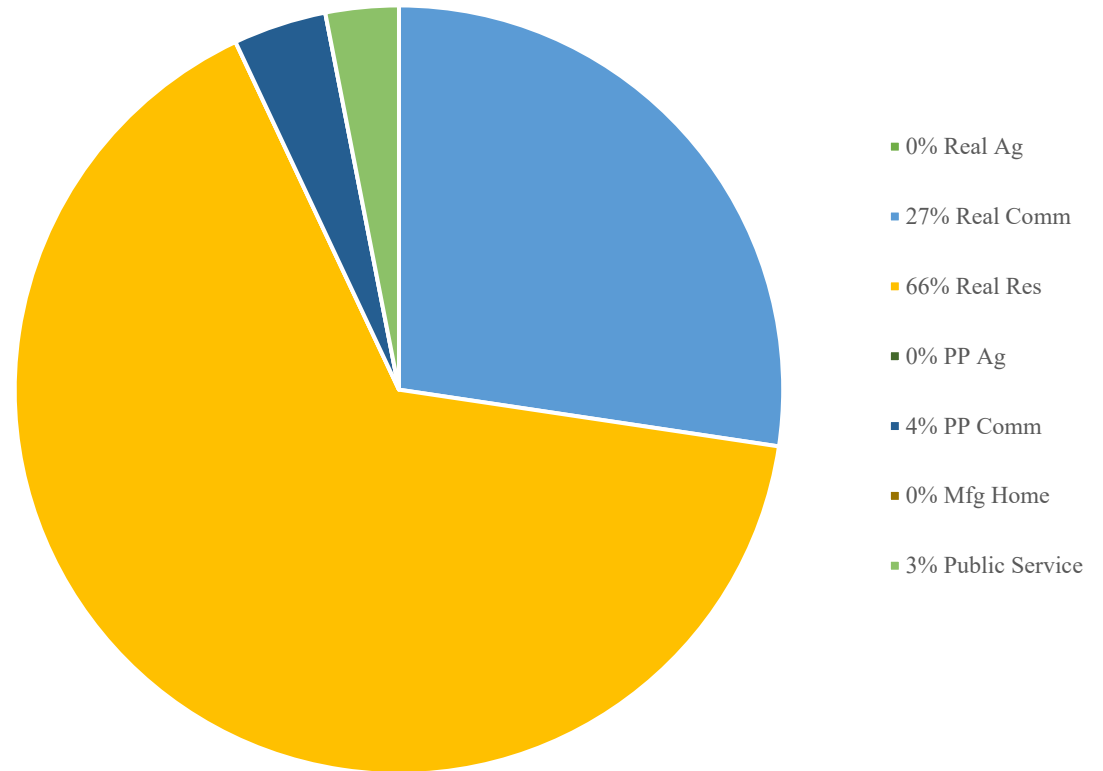
Personal	Count	Value
Agricultural	0	0
Commercial	153	881,020
Mfg Home	0	0
Total Personal	153	881,020
TIF Increment Value		0
Net Assessed		881,020
Under Protest	0	0

Public Service	Count	Value
Total PS Value	15	691,280
TIF Increment Value		0
Net Assessed		691,280

District Totals	
Total Gross Value	22,479,798
Homestead Loss	277,000
Other Exemption Loss	91,989
TIF Increment Value	0
Retained TIF Value	0
Net Assessed Value	22,110,809
Under Protest	0

*Public Service Protest Values are not included on this report.

Total Valuation



TIF Project Summary					
Description	Expires	Base Value	Increment Value	Retained Inc	Total Value

N/A

Real	Count	Value
Agricultural	223	3,638,366
Commercial	11,572	1,066,164,648
Residential	107,526	1,535,755,750
Total Real Value	119,321	2,605,558,764
Homestead	32,484	32,284,772
Veteran	939	14,958,488
Total Exempt	33,423	47,243,260
TIF Increment Value		295,299,651
Net Assessed		2,263,015,853
Under Protest	1	49,291
Senior Freeze	6,902	
Capped Parcels	118,924	

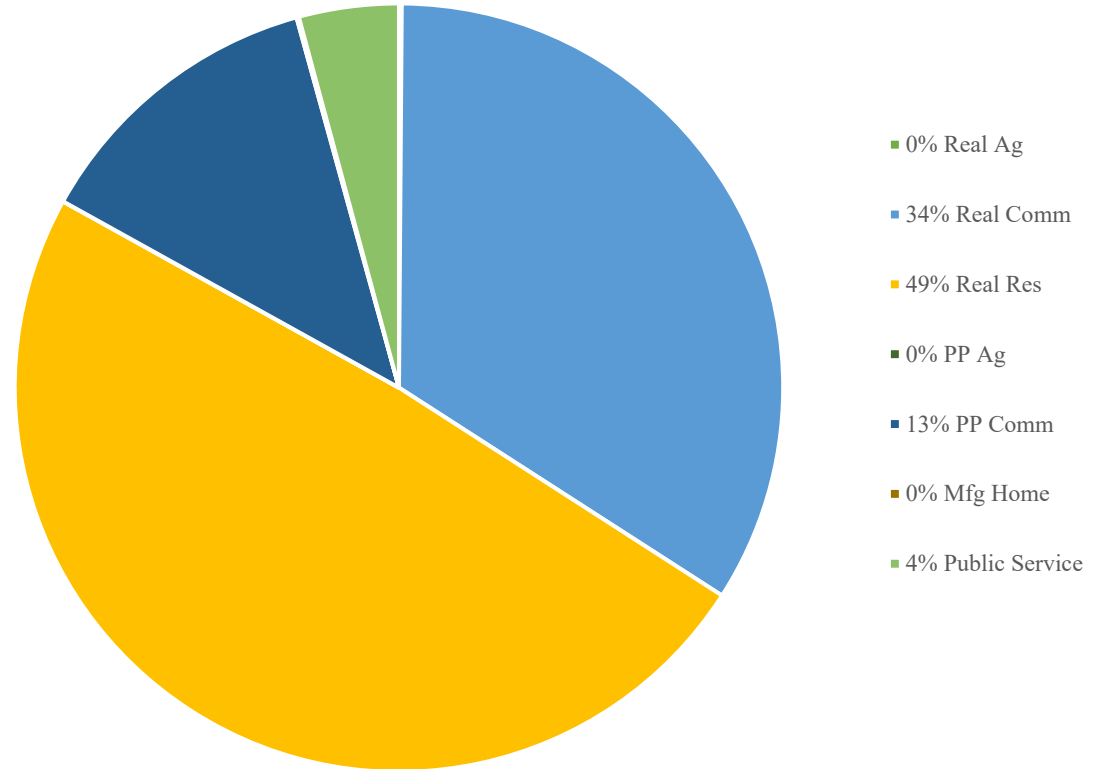
Personal	Count	Value
Agricultural	93	120,161
Commercial	10,264	396,615,377
Mfg Home	1,428	3,120,882
Total Personal	11,785	399,856,420
TIF Increment Value		20,360,131
Net Assessed		379,496,289
Under Protest	0	0

Public Service	Count	Value
Total PS Value	145	131,716,140
TIF Increment Value		0
Net Assessed		131,716,140

District Totals		
Total Gross Value		3,137,131,324
Homestead Loss		32,284,772
Other Exemption Loss		14,958,488
TIF Increment Value		315,659,782
Retained TIF Value		0
Net Assessed Value		2,774,228,282
Under Protest		49,291

*Public Service Protest Values are not included on this report.

Total Valuation



TIF Project Summary						
Description	Expires	Base Value	Increment Value	Retained Inc	Total Value	
OKC TIF#2	2025	66,444,618	200,338,053	0	266,782,671	
OKC TIF#4	2030	743,274	6,033,750	0	6,777,024	
OKC TIF#6	2030	61,807	699,986	0	761,793	
OKC TIF#7	2031	506,278	5,116,635	0	5,622,913	
OKC TIF#8	2034	0	51,191,355	0	51,191,355	
OKC TIF#9	2040	7,779,113	4,542,657	0	12,321,770	

TIF Project Summary					
Description	Expires	Base Value	Increment Value	Retained Inc	Total Value
OKC TIF#10	2041	823,911	11,292,627	0	12,116,538
OKC TIF#11	2041	3,777,156	3,279,893	0	7,057,049
OKC TIF#12	2042	806,091	8,614,883	0	9,420,974
OKC TIF#13	2043	4,242,708	14,878,927	0	19,121,635
OKC TIF#15	2047	895,561	504,552	0	1,400,113
VILLAGE TIF#1	2031	1,033,448	8,545,046	0	9,578,494
VILLAGE TIF#4	2044	858,539	621,418	0	1,479,957
Total TIF Valuation:		87,972,504	315,659,782	0	403,632,286

Real	Count	Value
Agricultural	74	506,090
Commercial	7	141,806
Residential	563	10,469,624
Total Real Value	644	11,117,520
Homestead	252	251,595
Veteran	19	531,320
Total Exempt	271	782,915
TIF Increment Value		0
Net Assessed		10,334,605
Under Protest	0	0
Senior Freeze	42	
Capped Parcels	642	

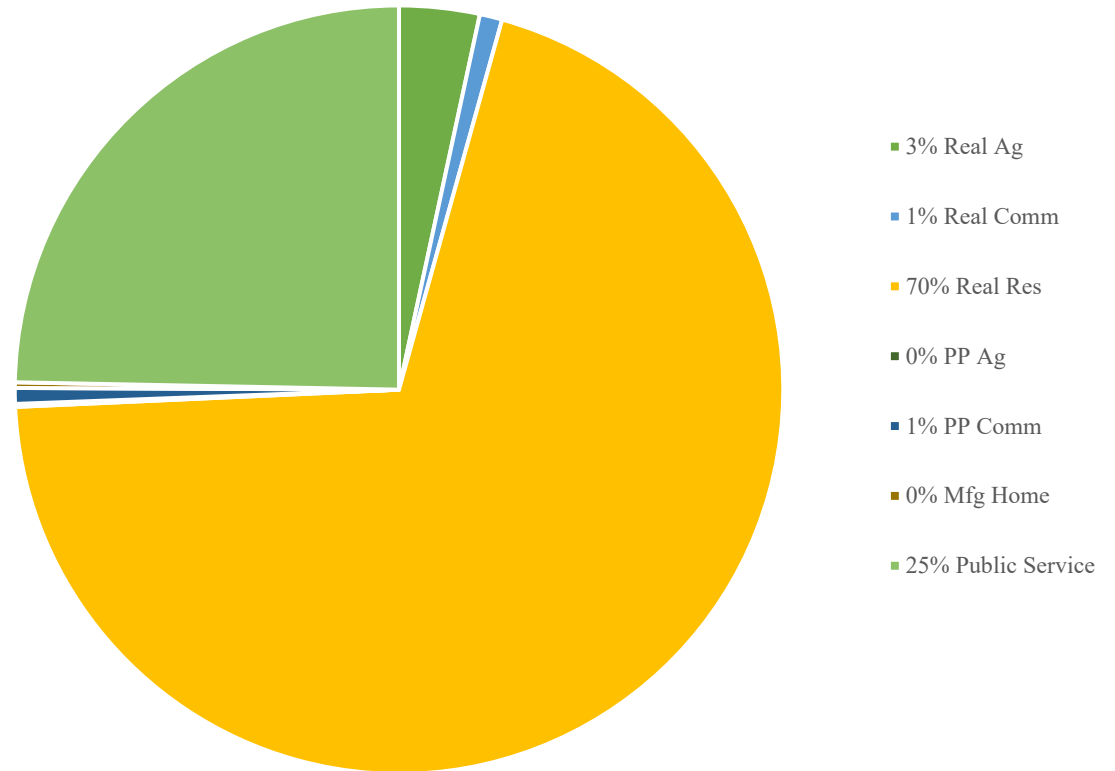
Personal	Count	Value
Agricultural	22	18,502
Commercial	21	99,173
Mfg Home	16	35,155
Total Personal	59	152,830
TIF Increment Value		0
Net Assessed		152,830
Under Protest	0	0

Public Service	Count	Value
Total PS Value	21	3,695,747
TIF Increment Value		0
Net Assessed		3,695,747

District Totals	
Total Gross Value	14,966,097
Homestead Loss	251,595
Other Exemption Loss	531,320
TIF Increment Value	0
Retained TIF Value	0
Net Assessed Value	14,183,182
Under Protest	0

*Public Service Protest Values are not included on this report.

Total Valuation



TIF Project Summary					
Description	Expires	Base Value	Increment Value	Retained Inc	Total Value

N/A

Real	Count	Value
Agricultural	7	91,038
Commercial	334	36,221,820
Residential	4,203	66,531,310
Total Real Value	4,544	102,844,168
Homestead	1,692	1,692,000
Veteran	147	2,953,941
Total Exempt	1,839	4,645,941
TIF Increment Value		0
Net Assessed		98,198,227
Under Protest	0	0
Senior Freeze	391	
Capped Parcels	4,540	

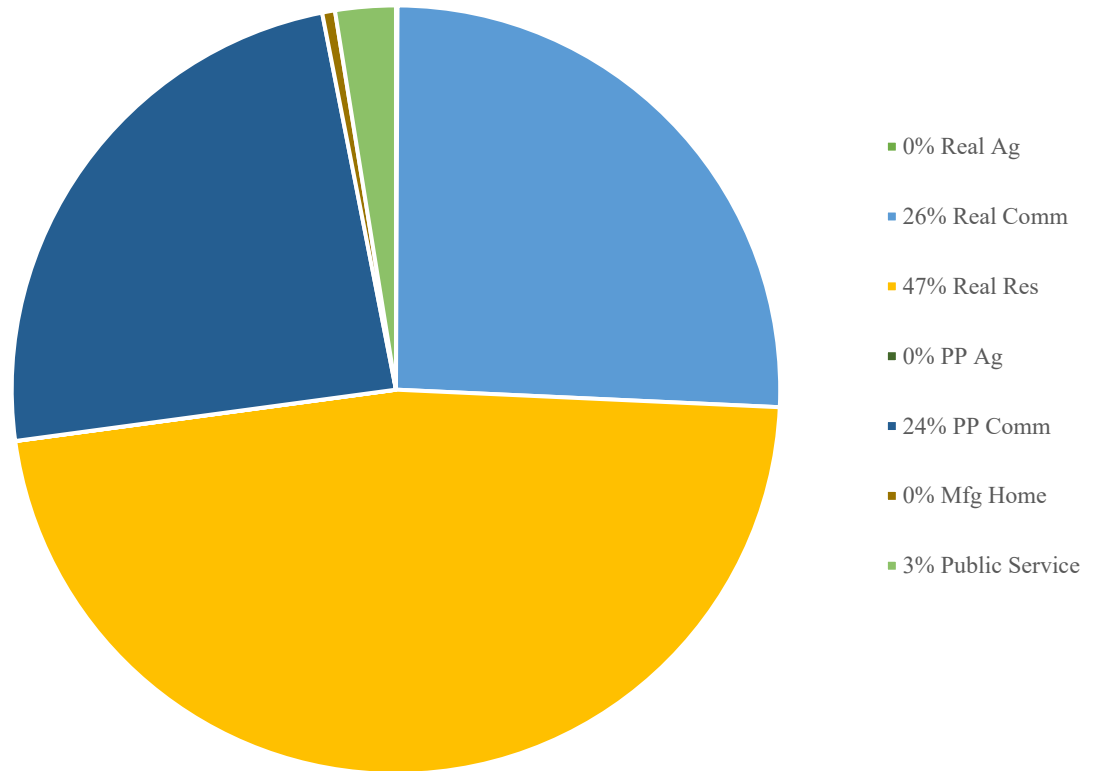
Personal	Count	Value
Agricultural	2	368
Commercial	431	33,949,637
Mfg Home	231	760,158
Total Personal	664	34,710,163
TIF Increment Value		0
Net Assessed		34,710,163
Under Protest	0	0

Public Service	Count	Value
Total PS Value	22	3,587,526
TIF Increment Value		0
Net Assessed		3,587,526

District Totals	
Total Gross Value	141,141,857
Homestead Loss	1,692,000
Other Exemption Loss	2,953,941
TIF Increment Value	0
Retained TIF Value	0
Net Assessed Value	136,495,916
Under Protest	0

*Public Service Protest Values are not included on this report.

Total Valuation



TIF Project Summary					
Description	Expires	Base Value	Increment Value	Retained Inc	Total Value

N/A

Real	Count	Value
Agricultural	21	269,042
Commercial	4	213,524
Residential	2,152	63,167,841
Total Real Value	2,177	63,650,407
Homestead	1,021	1,021,000
Veteran	75	2,488,975
Total Exempt	1,096	3,509,975
TIF Increment Value		0
Net Assessed		60,140,432
Under Protest	0	0
Senior Freeze	118	
Capped Parcels	2,177	

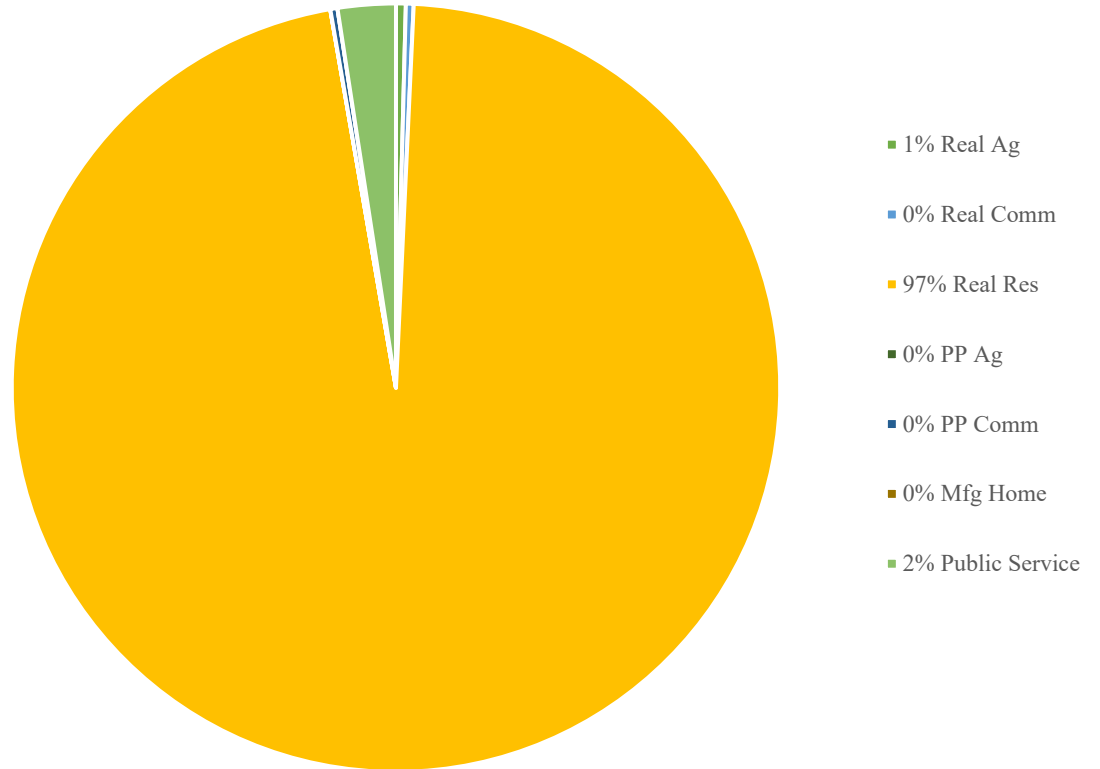
Personal	Count	Value
Agricultural	3	891
Commercial	40	195,813
Mfg Home	0	0
Total Personal	43	196,704
TIF Increment Value		0
Net Assessed		196,704
Under Protest	0	0

Public Service	Count	Value
Total PS Value	15	1,595,109
TIF Increment Value		0
Net Assessed		1,595,109

District Totals	
Total Gross Value	65,442,220
Homestead Loss	1,021,000
Other Exemption Loss	2,488,975
TIF Increment Value	0
Retained TIF Value	0
Net Assessed Value	61,932,245
Under Protest	0

*Public Service Protest Values are not included on this report.

Total Valuation



TIF Project Summary					
Description	Expires	Base Value	Increment Value	Retained Inc	Total Value

N/A

Real	Count	Value
Agricultural	4	61,998
Commercial	13	1,286,931
Residential	1,909	43,834,322
Total Real Value	1,926	45,183,251
Homestead	602	602,000
Veteran	50	1,382,854
Total Exempt	652	1,984,854
TIF Increment Value		0
Net Assessed		43,198,397
Under Protest	0	0
Senior Freeze	75	
Capped Parcels	1,926	

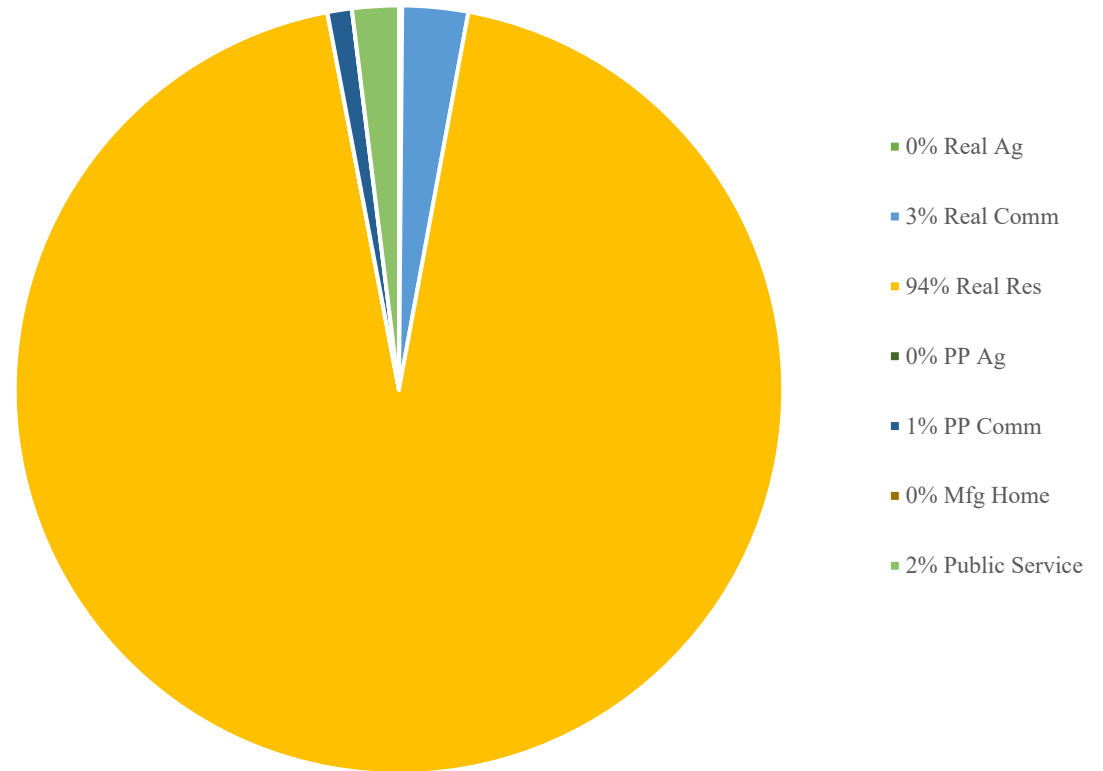
Personal	Count	Value
Agricultural	1	476
Commercial	49	478,026
Mfg Home	0	0
Total Personal	50	478,502
TIF Increment Value		0
Net Assessed		478,502
Under Protest	0	0

Public Service	Count	Value
Total PS Value	7	913,074
TIF Increment Value		0
Net Assessed		913,074

District Totals		
Total Gross Value		46,574,827
Homestead Loss		602,000
Other Exemption Loss		1,382,854
TIF Increment Value		0
Retained TIF Value		0
Net Assessed Value		44,589,973
Under Protest		0

*Public Service Protest Values are not included on this report.

Total Valuation



TIF Project Summary

Description	Expires	Base Value	Increment Value	Retained Inc	Total Value
-------------	---------	------------	-----------------	--------------	-------------

N/A

Real	Count	Value
Agricultural	74	506,090
Commercial	7	141,806
Residential	563	10,469,624
Total Real Value	644	11,117,520
Homestead	252	251,595
Veteran	19	531,320
Total Exempt	271	782,915
TIF Increment Value		0
Net Assessed		10,334,605
Under Protest	0	0
Senior Freeze	42	
Capped Parcels	642	

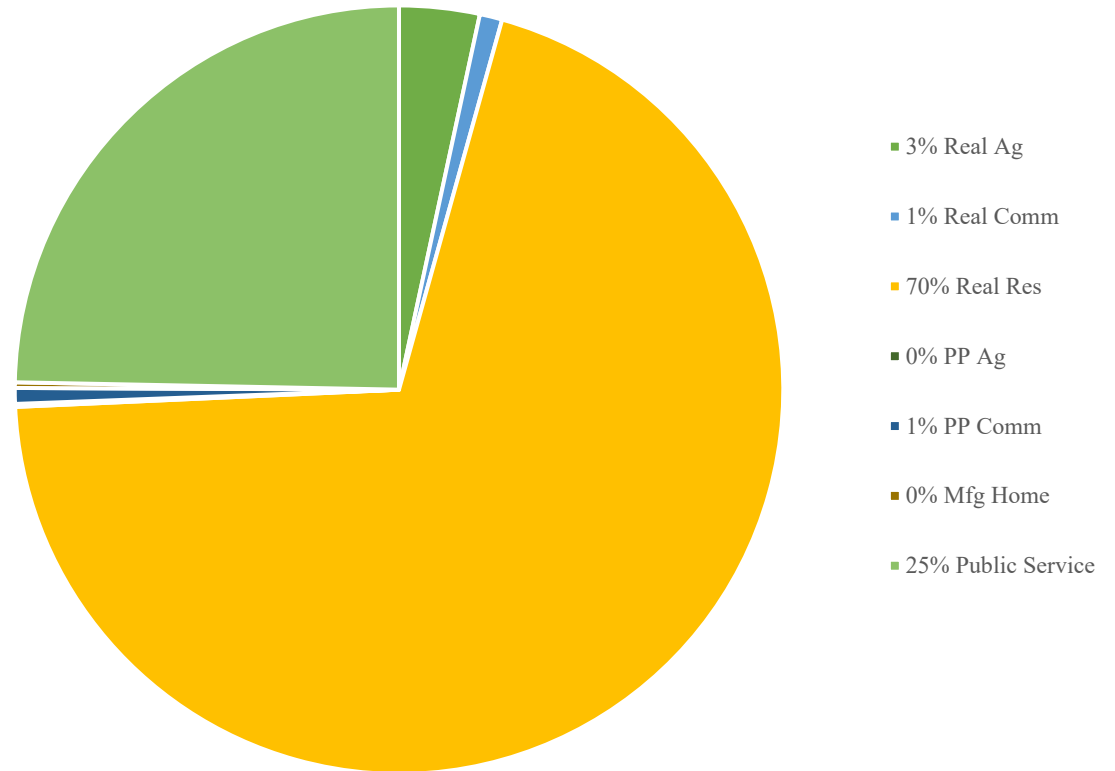
Personal	Count	Value
Agricultural	22	18,502
Commercial	21	99,173
Mfg Home	16	35,155
Total Personal	59	152,830
TIF Increment Value		0
Net Assessed		152,830
Under Protest	0	0

Public Service	Count	Value
Total PS Value	21	3,695,747
TIF Increment Value		0
Net Assessed		3,695,747

District Totals		
Total Gross Value		14,966,097
Homestead Loss		251,595
Other Exemption Loss		531,320
TIF Increment Value		0
Retained TIF Value		0
Net Assessed Value		14,183,182
Under Protest		0

*Public Service Protest Values are not included on this report.

Total Valuation



TIF Project Summary					
Description	Expires	Base Value	Increment Value	Retained Inc	Total Value

N/A

Real	Count	Value
Agricultural	25	331,040
Commercial	130	7,651,045
Residential	5,161	121,759,071
Total Real Value	5,316	129,741,156
Homestead	1,900	1,900,000
Veteran	132	3,963,818
Total Exempt	2,032	5,863,818
TIF Increment Value		0
Net Assessed		123,877,338
Under Protest	0	0
Senior Freeze	257	
Capped Parcels	5,316	

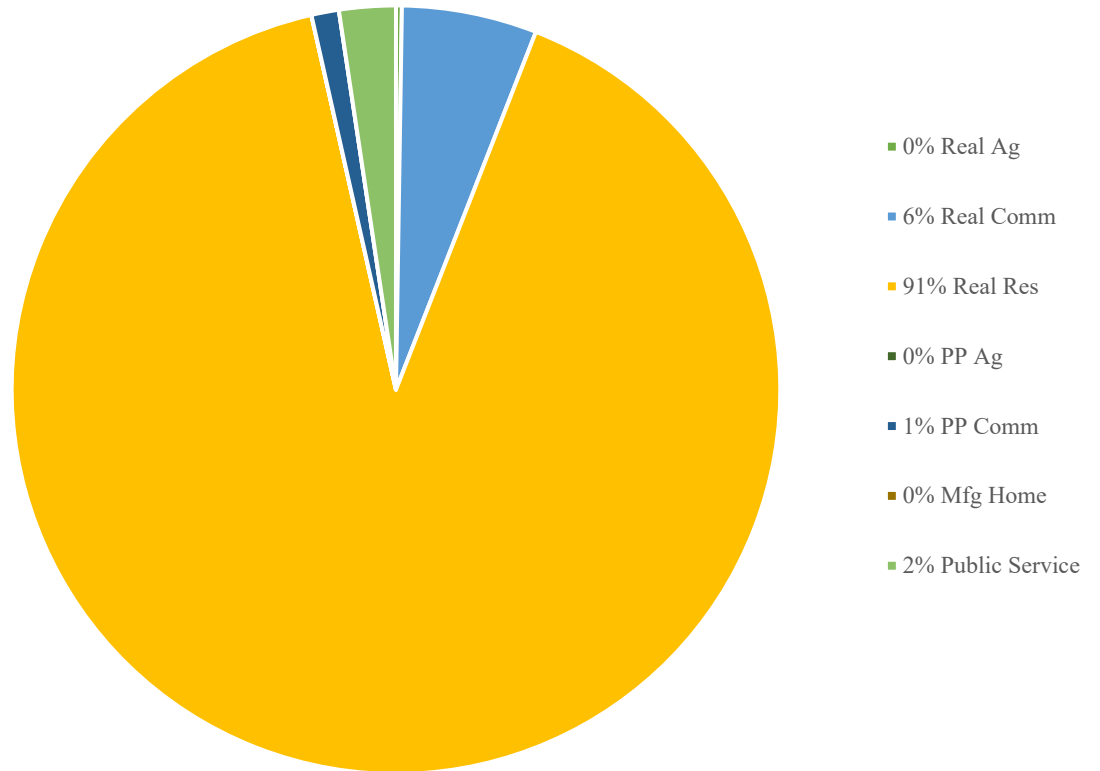
Personal	Count	Value
Agricultural	4	1,367
Commercial	242	1,554,859
Mfg Home	0	0
Total Personal	246	1,556,226
TIF Increment Value		0
Net Assessed		1,556,226
Under Protest	0	0

Public Service	Count	Value
Total PS Value	37	3,199,463
TIF Increment Value		0
Net Assessed		3,199,463

District Totals		
Total Gross Value		134,496,845
Homestead Loss		1,900,000
Other Exemption Loss		3,963,818
TIF Increment Value		0
Retained TIF Value		0
Net Assessed Value		128,633,027
Under Protest		0

*Public Service Protest Values are not included on this report.

Total Valuation



TIF Project Summary					
Description	Expires	Base Value	Increment Value	Retained Inc	Total Value

N/A

Real	Count	Value
Agricultural	4	3,927
Commercial	26	2,612,354
Residential	1,613	28,863,569
Total Real Value	1,643	31,479,850
Homestead	602	602,000
Veteran	95	1,997,787
Total Exempt	697	2,599,787
TIF Increment Value		0
Net Assessed		28,880,063
Under Protest	0	0
Senior Freeze	92	
Capped Parcels	1,642	

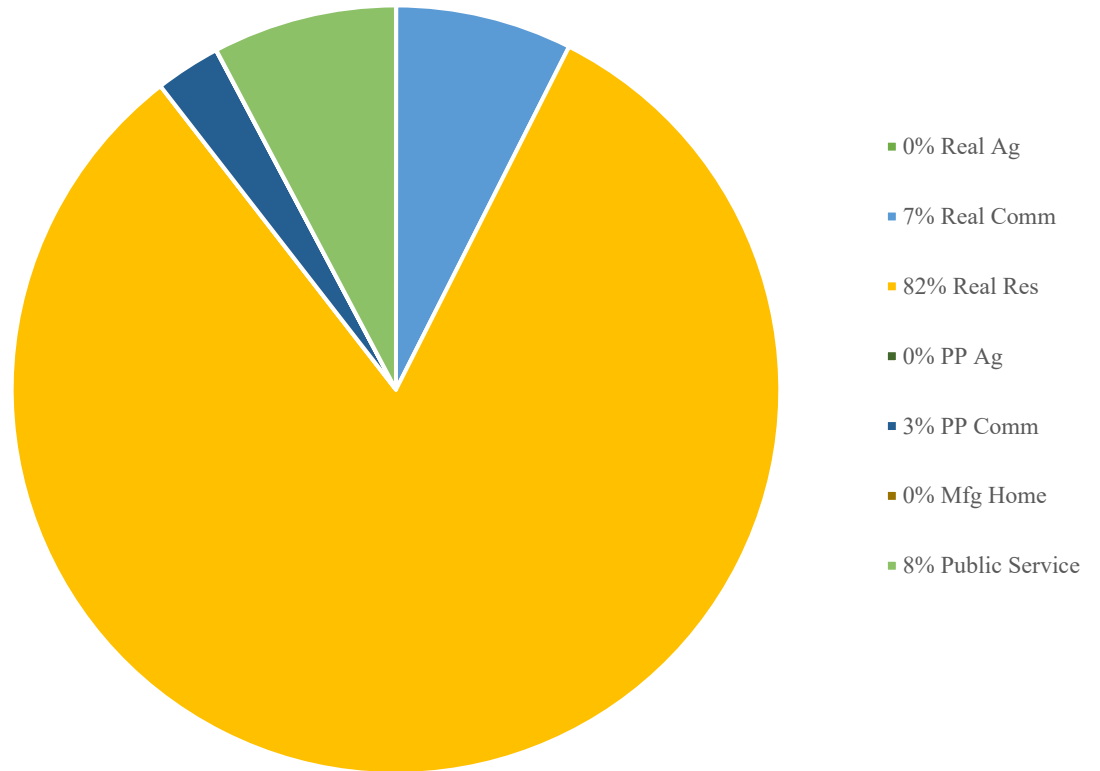
Personal	Count	Value
Agricultural	1	12
Commercial	51	964,544
Mfg Home	1	4,457
Total Personal	53	969,013
TIF Increment Value		0
Net Assessed		969,013
Under Protest	0	0

Public Service	Count	Value
Total PS Value	11	2,724,576
TIF Increment Value		0
Net Assessed		2,724,576

District Totals		
Total Gross Value		35,173,439
Homestead Loss		602,000
Other Exemption Loss		1,997,787
TIF Increment Value		0
Retained TIF Value		0
Net Assessed Value		32,573,652
Under Protest		0

*Public Service Protest Values are not included on this report.

Total Valuation



TIF Project Summary					
Description	Expires	Base Value	Increment Value	Retained Inc	Total Value

N/A

Real	Count	Value
Agricultural	764	15,007,272
Commercial	7,195	1,090,259,135
Residential	109,814	3,017,552,835
Total Real Value	117,773	4,122,819,242
Homestead	46,466	46,464,753
Veteran	1,801	57,388,587
Total Exempt	48,267	103,853,340
TIF Increment Value		9,120,855
Net Assessed		4,009,845,047
Under Protest	1	96,405
Senior Freeze	7,528	
Capped Parcels	117,680	

Personal	Count	Value
Agricultural	139	700,809
Commercial	10,142	385,159,399
Mfg Home	1,320	2,113,864
Total Personal	11,601	387,974,072
TIF Increment Value		1,878,382
Net Assessed		386,095,690
Under Protest	0	0

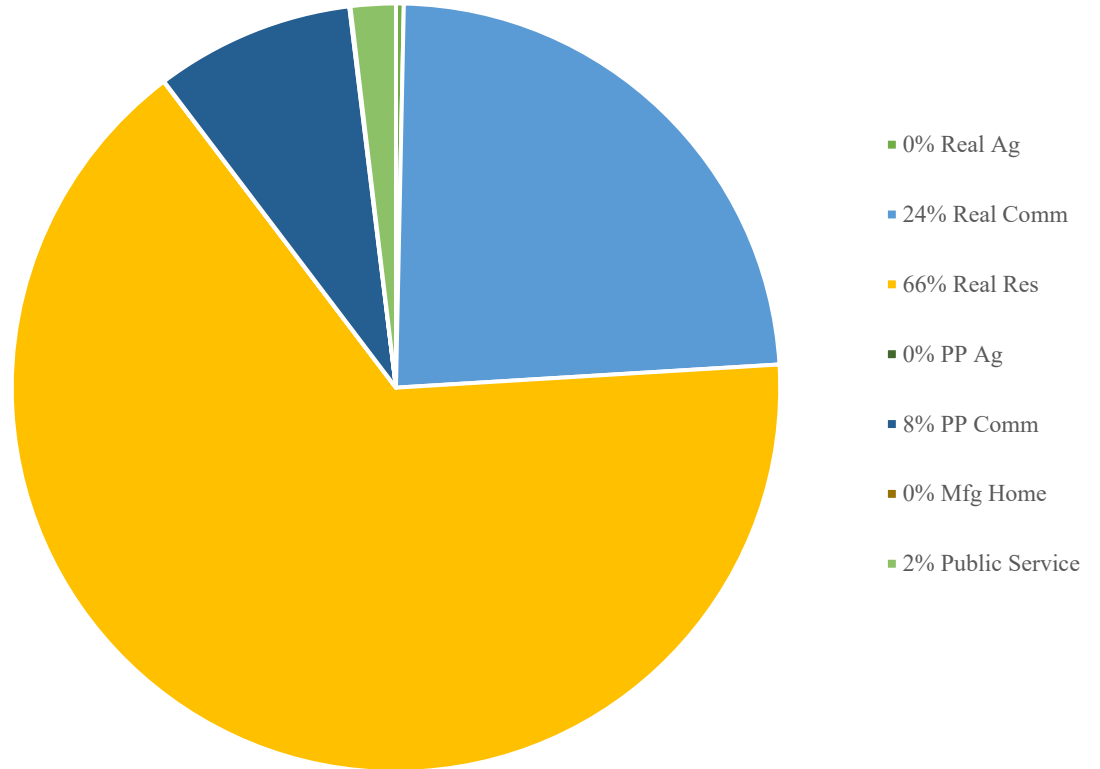
Public Service	Count	Value
Total PS Value	186	87,102,526
TIF Increment Value		0
Net Assessed		87,102,526

District Totals		
Total Gross Value		4,597,895,840
Homestead Loss		46,464,753
Other Exemption Loss		57,388,587
TIF Increment Value	10,999,237	
Retained TIF Value	0	
Net Assessed Value	4,483,043,263	
Under Protest	96,405	

*Public Service Protest Values are not included on this report.

TIF Project Summary						
Description	Expires	Base Value	Increment Value	Retained Inc	Total Value	
OKC TIF#4	2030	1,693,552	5,965,406	0	7,658,958	
BETHANY TIF#2	2045	2,577,902	1,837,566	0	4,415,468	
EDMOND TIF#1	2046	14,971,229	2,443,991	0	17,415,220	
WARR ACRES TIF#1	2047	1,553,948	79,683	0	1,633,631	
WARR ACRES TIF#2	2047	4,957,951	651,602	0	5,609,553	
WARR ACRES TIF#3	2047	514,095	20,989	0	535,084	

Total Valuation



TIF Project Summary					
Description	Expires	Base Value	Increment Value	Retained Inc	Total Value
Total TIF Valuation:		26,268,677	10,999,237	0	37,267,914

Real	Count	Value
Agricultural	253	4,336,457
Commercial	8,328	885,030,813
Residential	72,283	1,274,468,827
Total Real Value	80,864	2,163,836,097
Homestead	23,208	23,057,920
Veteran	727	13,451,424
Total Exempt	23,935	36,509,344
TIF Increment Value		280,983,871
Net Assessed		1,846,342,882
Under Protest	1	49,291
Senior Freeze	4,687	
Capped Parcels	80,565	

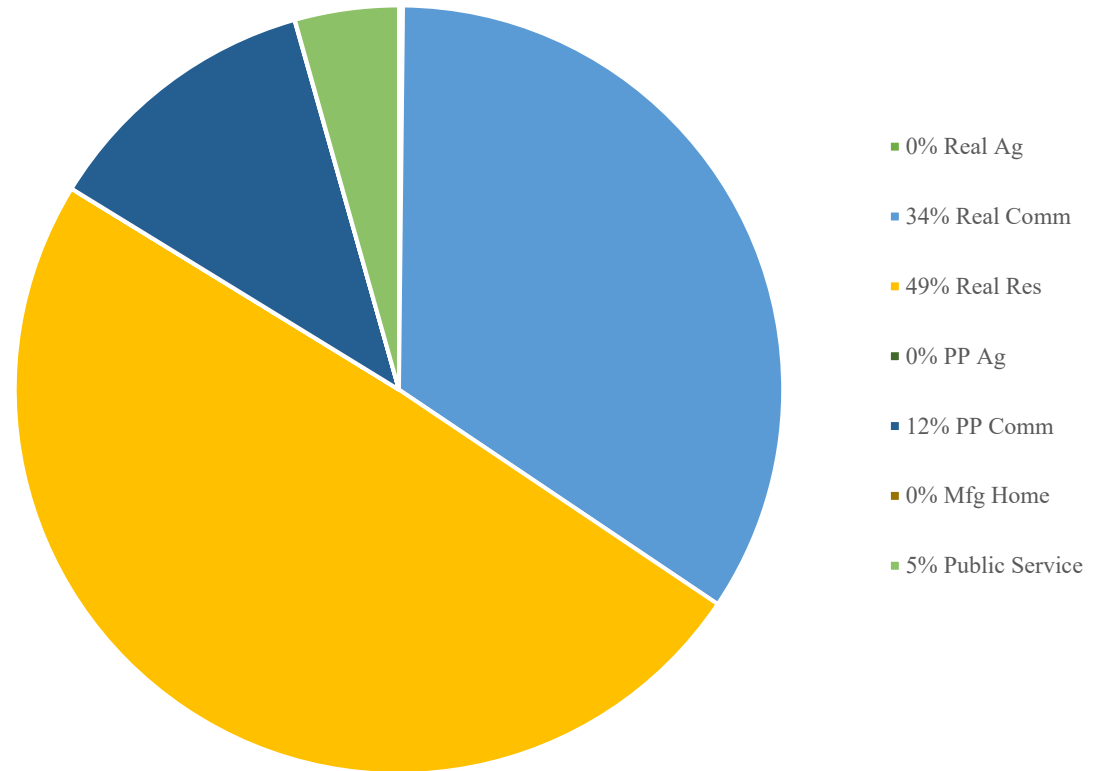
Personal	Count	Value
Agricultural	93	120,634
Commercial	7,895	306,195,770
Mfg Home	173	428,534
Total Personal	8,161	306,744,938
TIF Increment Value		19,347,322
Net Assessed		287,397,616
Under Protest	0	0

Public Service	Count	Value
Total PS Value	143	112,849,882
TIF Increment Value		0
Net Assessed		112,849,882

District Totals		
Total Gross Value	2,583,430,917	
Homestead Loss	23,057,920	
Other Exemption Loss	13,451,424	
TIF Increment Value	300,331,193	
Retained TIF Value	0	
Net Assessed Value	2,246,590,380	
Under Protest	49,291	

*Public Service Protest Values are not included on this report.

Total Valuation



TIF Project Summary						
Description	Expires	Base Value	Increment Value	Retained Inc	Total Value	
OKC TIF#2	2025	66,444,618	200,338,053	0	266,782,671	
OKC TIF#4	2030	9,153	20,030	0	29,183	
OKC TIF#7	2031	506,278	5,116,635	0	5,622,913	
OKC TIF#8	2034	0	51,191,355	0	51,191,355	
OKC TIF#9	2040	7,779,113	4,542,657	0	12,321,770	
OKC TIF#10	2041	823,911	11,292,627	0	12,116,538	

TIF Project Summary					
Description	Expires	Base Value	Increment Value	Retained Inc	Total Value
OKC TIF#11	2041	3,777,156	3,279,893	0	7,057,049
OKC TIF#13	2043	4,242,708	14,878,927	0	19,121,635
OKC TIF#15	2047	895,561	504,552	0	1,400,113
VILLAGE TIF#1	2031	1,033,448	8,545,046	0	9,578,494
VILLAGE TIF#4	2044	858,539	621,418	0	1,479,957
Total TIF Valuation:		93,325,687	300,331,193	0	386,701,678

Real	Count	Value
Agricultural	1,754	20,815,159
Commercial	772	30,546,377
Residential	19,455	352,560,606
Total Real Value	21,981	403,922,142
Homestead	8,106	8,099,105
Veteran	846	24,276,775
Total Exempt	8,952	32,375,880
TIF Increment Value		13,552,779
Net Assessed		357,993,483
Under Protest	0	0
Senior Freeze	1,556	
Capped Parcels	21,920	

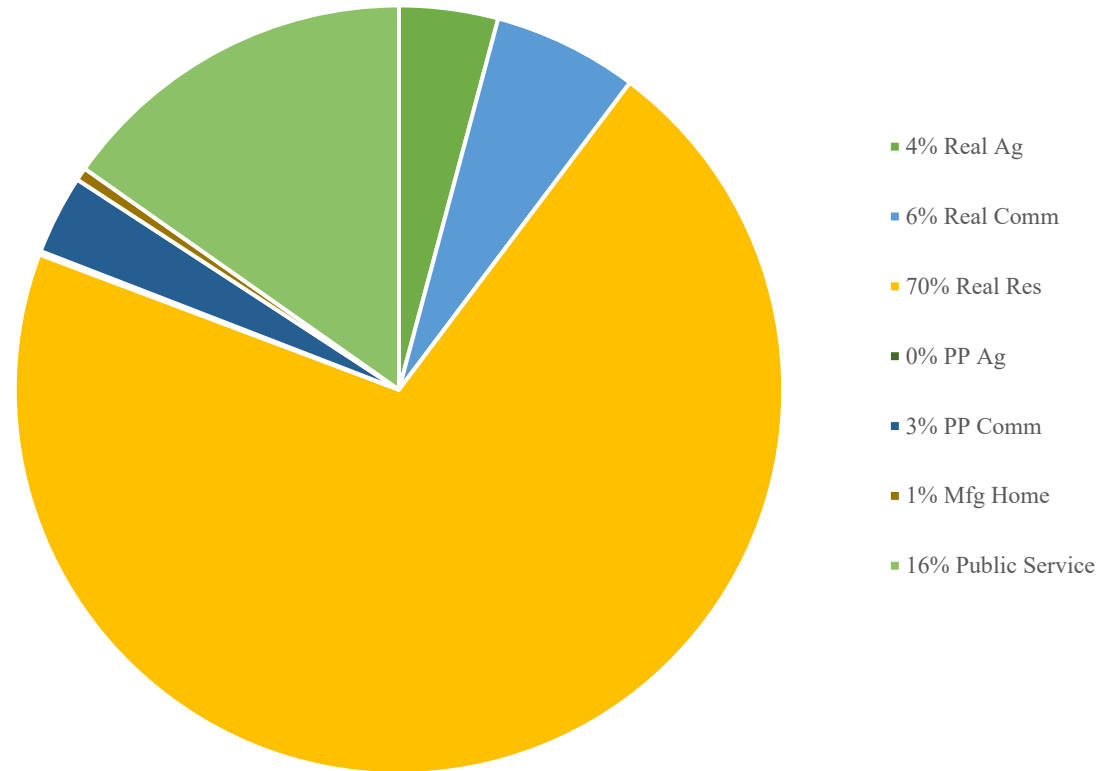
Personal	Count	Value
Agricultural	446	746,227
Commercial	1,162	16,679,395
Mfg Home	1,029	2,743,328
Total Personal	2,637	20,168,950
TIF Increment Value		1,491,593
Net Assessed		18,677,357
Under Protest	0	0

Public Service	Count	Value
Total PS Value	195	76,280,910
TIF Increment Value		0
Net Assessed		76,280,910

District Totals		
Total Gross Value		500,372,002
Homestead Loss		8,099,105
Other Exemption Loss		24,276,775
TIF Increment Value	15,044,372	
Retained TIF Value	0	
Net Assessed Value	452,951,750	
Under Protest	0	

*Public Service Protest Values are not included on this report.

Total Valuation



TIF Project Summary						
Description	Expires	Base Value	Increment Value	Retained Inc	Total Value	
CHOCTAW TIF#1	2034	3,248,619	5,635,017	0	8,883,636	
HARRAH TIF#1	2034	195,935	9,409,355	0	9,605,290	
Total TIF Valuation:		3,444,554	15,044,372	0	18,488,926	

Real	Count	Value
Agricultural	90	1,723,380
Commercial	1,779	209,478,220
Residential	37,568	516,235,805
Total Real Value	39,437	727,437,405
Homestead	13,981	13,977,094
Veteran	1,333	27,211,876
Total Exempt	15,314	41,188,970
TIF Increment Value		5,506,360
Net Assessed		680,742,075
Under Protest	0	0
Senior Freeze	3,333	
Capped Parcels	39,370	

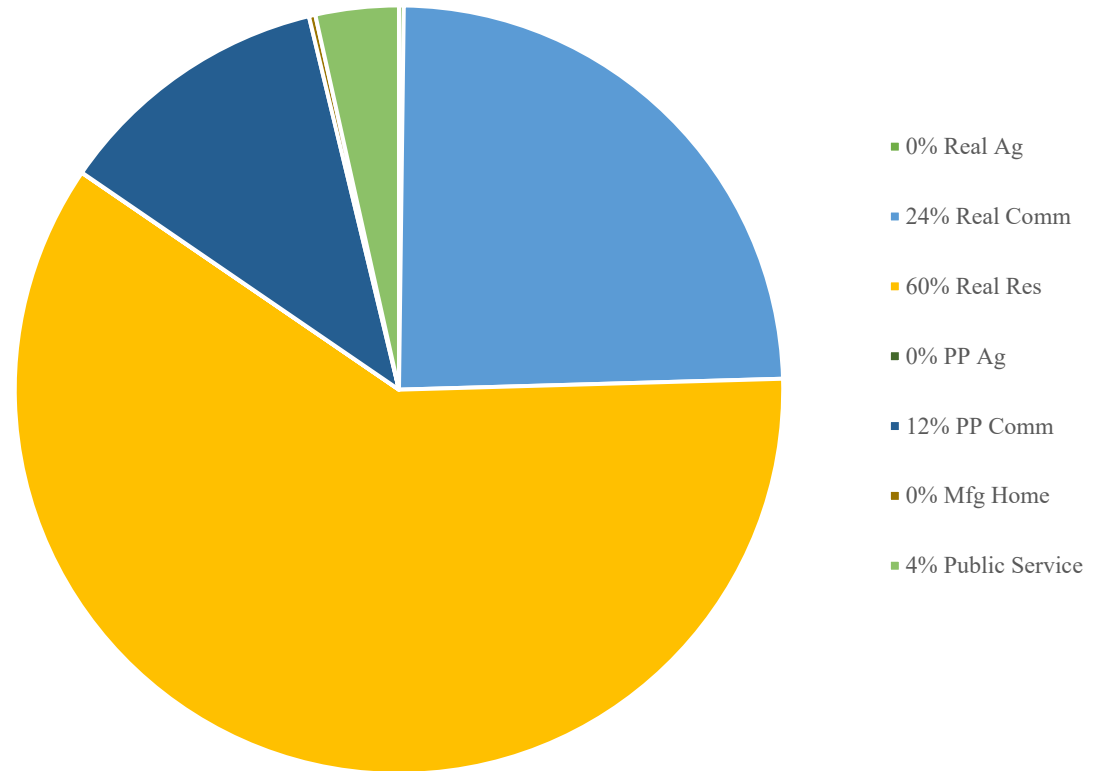
Personal	Count	Value
Agricultural	43	63,917
Commercial	2,456	100,478,006
Mfg Home	1,085	2,323,057
Total Personal	3,584	102,864,980
TIF Increment Value		1,841,082
Net Assessed		101,023,898
Under Protest	0	0

Public Service	Count	Value
Total PS Value	117	30,090,506
TIF Increment Value		0
Net Assessed		30,090,506

District Totals	
Total Gross Value	860,392,891
Homestead Loss	13,977,094
Other Exemption Loss	27,211,876
TIF Increment Value	7,347,442
Retained TIF Value	0
Net Assessed Value	811,856,479
Under Protest	0

*Public Service Protest Values are not included on this report.

Total Valuation



TIF Project Summary						
Description	Expires	Base Value	Increment Value	Retained Inc	Total Value	
MWC TIF#2	2037	1,563,003	5,730,593	0	7,293,596	
OKC TIF#9	2040	1,152,717	1,616,849	0	2,769,566	
Total TIF Valuation:		2,715,720	7,347,442	0	10,063,162	

Real	Count	Value
Agricultural	37	271,697
Commercial	4,707	400,444,275
Residential	38,559	320,608,035
Total Real Value	43,303	721,324,007
Homestead	11,106	11,047,929
Veteran	283	3,186,657
Total Exempt	11,389	14,234,586
TIF Increment Value		14,315,780
Net Assessed		692,773,641
Under Protest	0	0
Senior Freeze	2,720	
Capped Parcels	43,184	

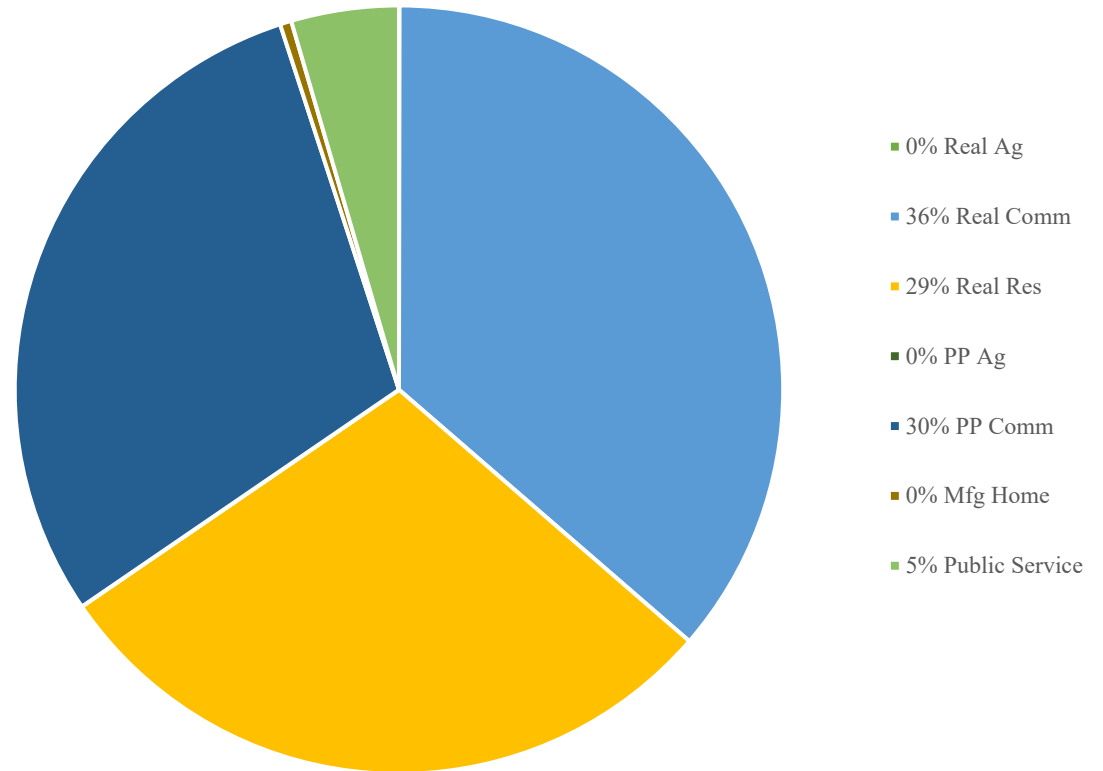
Personal	Count	Value
Agricultural	9	15,051
Commercial	3,854	325,550,359
Mfg Home	2,046	5,295,653
Total Personal	5,909	330,861,063
TIF Increment Value		1,012,809
Net Assessed		329,848,254
Under Protest	0	0

Public Service	Count	Value
Total PS Value	74	49,881,009
TIF Increment Value		0
Net Assessed		49,881,009

District Totals		
Total Gross Value		1,102,066,079
Homestead Loss		11,047,929
Other Exemption Loss		3,186,657
TIF Increment Value		15,328,589
Retained TIF Value	0	
Net Assessed Value		1,072,502,904
Under Protest	0	

*Public Service Protest Values are not included on this report.

Total Valuation



TIF Project Summary						
Description	Expires	Base Value	Increment Value	Retained Inc	Total Value	
OKC TIF#4	2030	734,121	6,013,720	0	6,747,841	
OKC TIF#6	2030	61,807	699,986	0	761,793	
OKC TIF#12	2042	806,091	8,614,883	0	9,420,974	
Total TIF Valuation:		1,602,019	15,328,589	0	16,930,608	

Real	Count	Value
Agricultural	21	497,901
Commercial	173	21,169,256
Residential	1,688	96,729,610
Total Real Value	1,882	118,396,767
Homestead	720	720,000
Veteran	26	1,293,921
Total Exempt	746	2,013,921
TIF Increment Value		0
Net Assessed		116,382,846
Under Protest	0	0
Senior Freeze	24	
Capped Parcels	1,878	

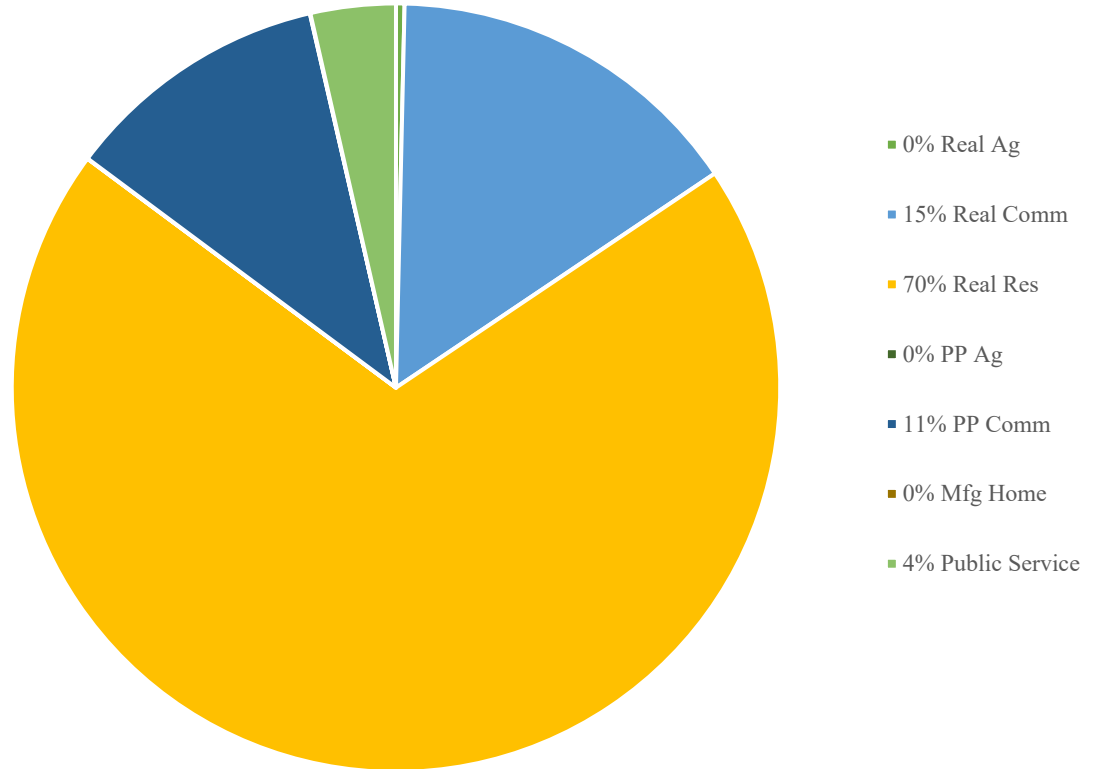
Personal	Count	Value
Agricultural	10	14,799
Commercial	194	15,607,849
Mfg Home	17	29,575
Total Personal	221	15,652,223
TIF Increment Value		0
Net Assessed		15,652,223
Under Protest	0	0

Public Service	Count	Value
Total PS Value	26	4,977,915
TIF Increment Value		0
Net Assessed		4,977,915

District Totals		
Total Gross Value		139,026,905
Homestead Loss		720,000
Other Exemption Loss		1,293,921
TIF Increment Value		0
Retained TIF Value		0
Net Assessed Value		137,012,984
Under Protest		0

*Public Service Protest Values are not included on this report.

Total Valuation



TIF Project Summary					
Description	Expires	Base Value	Increment Value	Retained Inc	Total Value

N/A

Real	Count	Value
Agricultural	3	15,176
Commercial	364	25,725,299
Residential	6,555	95,267,865
Total Real Value	6,922	121,008,340
Homestead	2,645	2,645,000
Veteran	76	1,170,698
Total Exempt	2,721	3,815,698
TIF Increment Value		1,735,505
Net Assessed		115,457,137
Under Protest	0	0
Senior Freeze	719	
Capped Parcels	6,915	

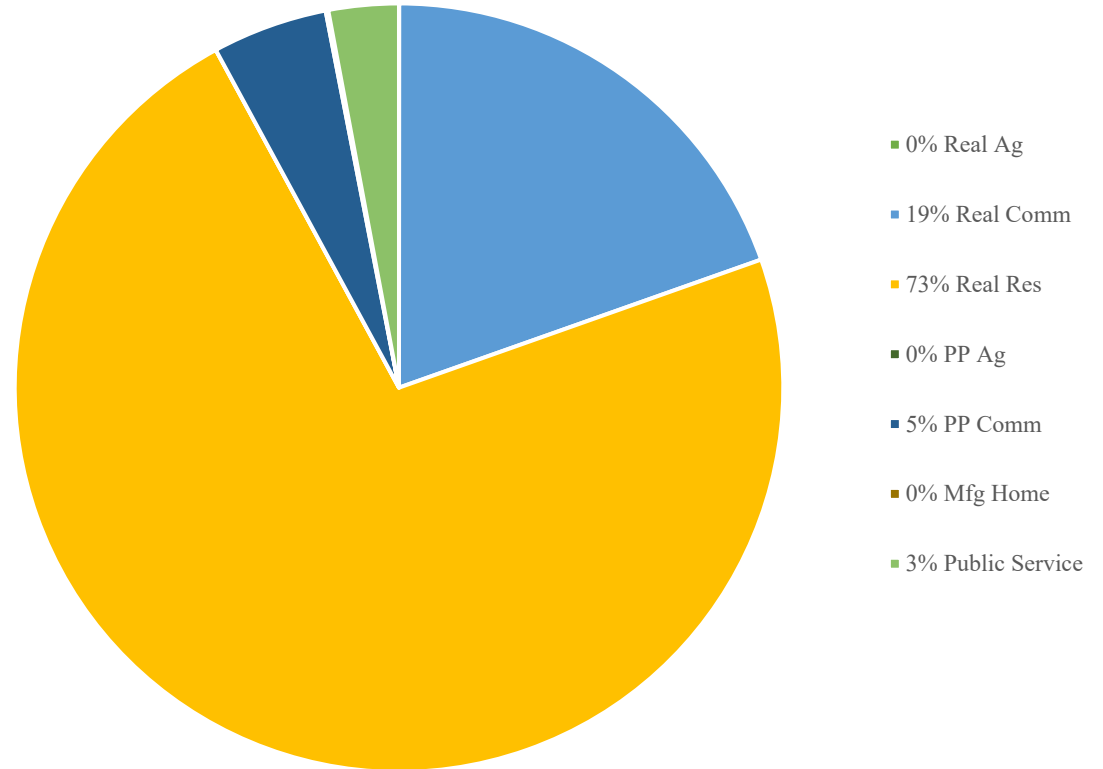
Personal	Count	Value
Agricultural	0	0
Commercial	538	6,370,644
Mfg Home	111	146,885
Total Personal	649	6,517,529
TIF Increment Value		102,061
Net Assessed		6,415,468
Under Protest	0	0

Public Service	Count	Value
Total PS Value	24	3,875,638
TIF Increment Value		0
Net Assessed		3,875,638

District Totals	
Total Gross Value	131,401,507
Homestead Loss	2,645,000
Other Exemption Loss	1,170,698
TIF Increment Value	1,837,566
Retained TIF Value	0
Net Assessed Value	125,748,243
Under Protest	0

*Public Service Protest Values are not included on this report.

Total Valuation



TIF Project Summary					
Description	Expires	Base Value	Increment Value	Retained Inc	Total Value
BETHANY TIF#2	2045	2,577,902	1,837,566	0	4,415,468
Total TIF Valuation:		2,577,902	1,837,566	0	4,415,468

Real	Count	Value
Agricultural	133	1,611,824
Commercial	176	10,672,819
Residential	5,279	106,573,145
Total Real Value	5,588	118,857,788
Homestead	2,364	2,363,275
Veteran	304	8,984,756
Total Exempt	2,668	11,348,031
TIF Increment Value		4,225,286
Net Assessed		103,284,471
Under Protest	0	0
Senior Freeze	445	
Capped Parcels	5,579	

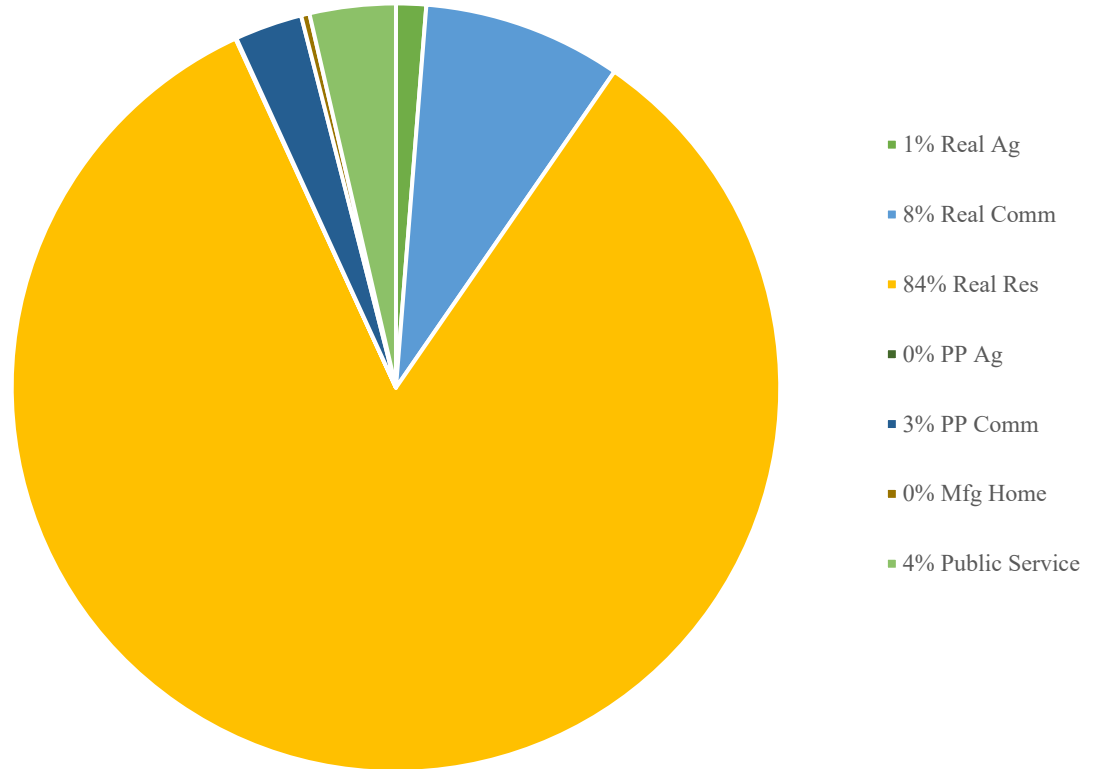
Personal	Count	Value
Agricultural	45	49,102
Commercial	291	3,631,569
Mfg Home	144	451,608
Total Personal	480	4,132,279
TIF Increment Value		1,409,731
Net Assessed		2,722,548
Under Protest	0	0

Public Service	Count	Value
Total PS Value	21	4,619,591
TIF Increment Value		0
Net Assessed		4,619,591

District Totals	
Total Gross Value	127,609,658
Homestead Loss	2,363,275
Other Exemption Loss	8,984,756
TIF Increment Value	5,635,017
Retained TIF Value	0
Net Assessed Value	110,626,610
Under Protest	0

*Public Service Protest Values are not included on this report.

Total Valuation



TIF Project Summary					
Description	Expires	Base Value	Increment Value	Retained Inc	Total Value
CHOCTAW TIF #1	2034	3,248,619	5,635,017	0	8,883,636
Total TIF Valuation:		3,248,619	5,635,017	0	8,883,636

Real	Count	Value
Agricultural	1	223
Commercial	462	31,776,949
Residential	8,355	83,393,945
Total Real Value	8,818	115,171,117
Homestead	3,047	3,047,000
Veteran	171	1,896,646
Total Exempt	3,218	4,943,646
TIF Increment Value		0
Net Assessed		110,227,471
Under Protest	0	0
Senior Freeze	810	
Capped Parcels	8,802	

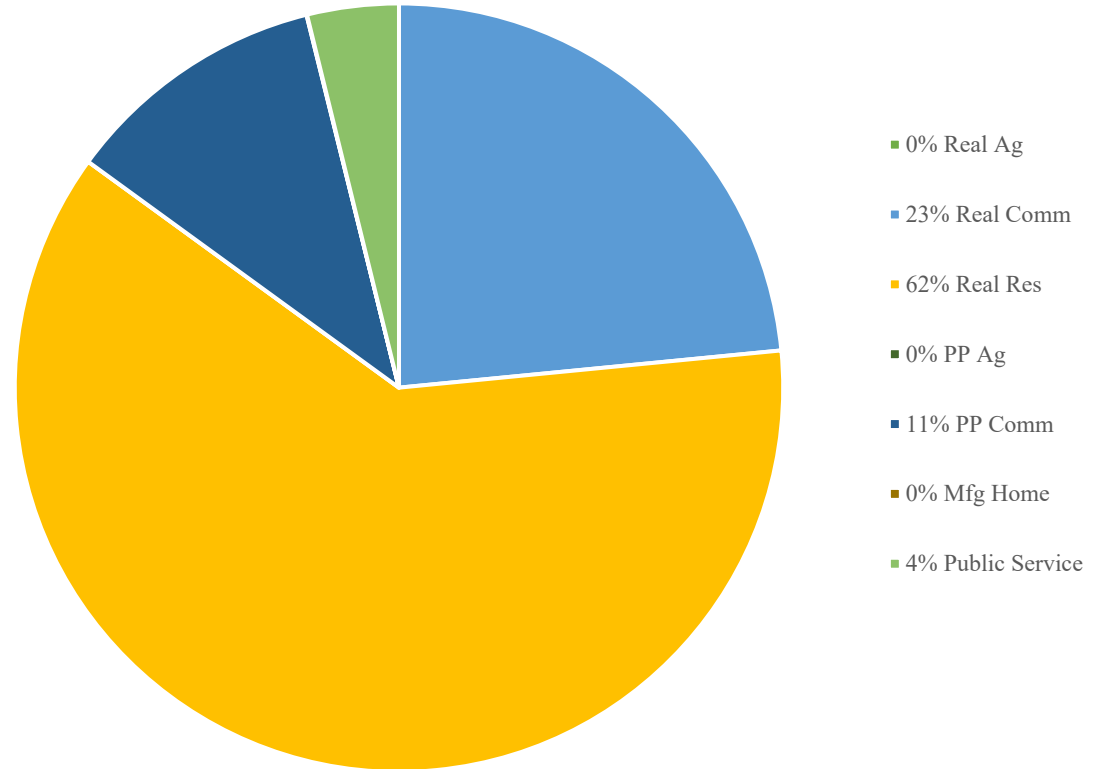
Personal	Count	Value
Agricultural	0	0
Commercial	585	15,070,184
Mfg Home	36	29,517
Total Personal	621	15,099,701
TIF Increment Value		0
Net Assessed		15,099,701
Under Protest	0	0

Public Service	Count	Value
Total PS Value	27	5,214,468
TIF Increment Value		0
Net Assessed		5,214,468

District Totals	
Total Gross Value	135,485,286
Homestead Loss	3,047,000
Other Exemption Loss	1,896,646
TIF Increment Value	0
Retained TIF Value	0
Net Assessed Value	130,541,640
Under Protest	0

*Public Service Protest Values are not included on this report.

Total Valuation



TIF Project Summary					
Description	Expires	Base Value	Increment Value	Retained Inc	Total Value

N/A

Real	Count	Value
Agricultural	171	3,727,800
Commercial	2,002	230,915,600
Residential	35,106	1,146,798,548
Total Real Value	37,279	1,381,441,948
Homestead	14,998	14,998,000
Veteran	589	22,717,946
Total Exempt	15,587	37,715,946
TIF Increment Value		2,074,341
Net Assessed		1,341,651,661
Under Protest	0	0
Senior Freeze	1,954	
Capped Parcels	37,259	

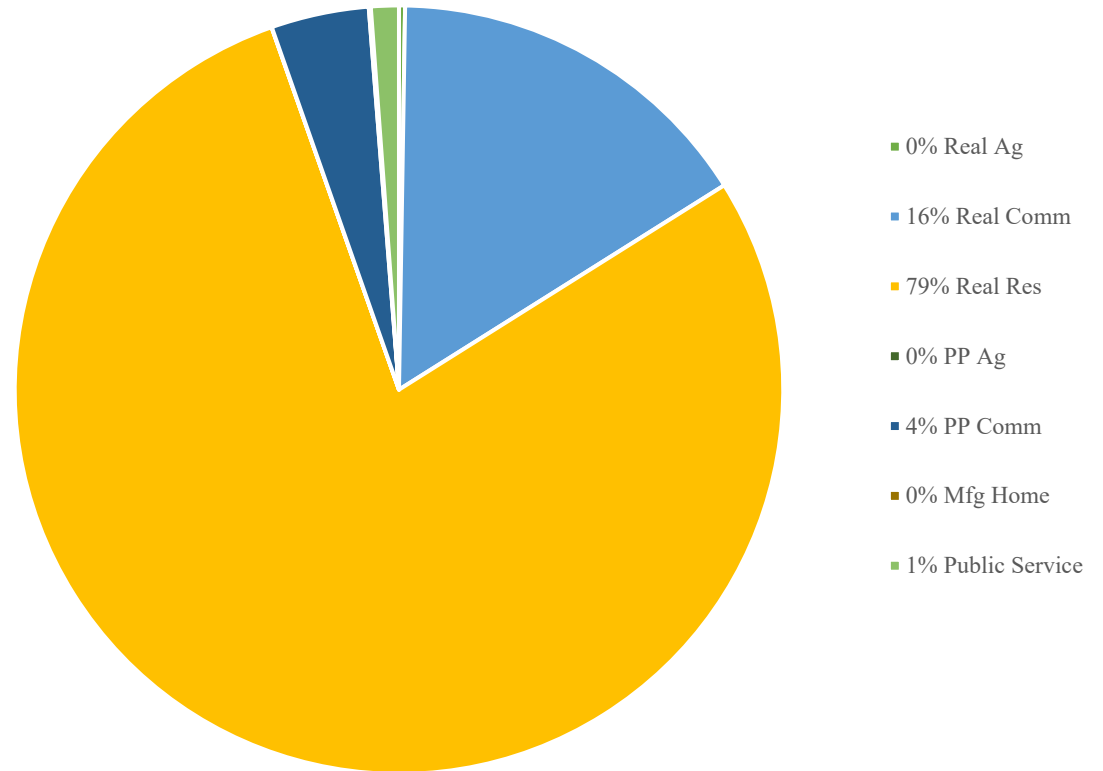
Personal	Count	Value
Agricultural	58	146,687
Commercial	2,894	60,079,971
Mfg Home	654	1,246,401
Total Personal	3,606	61,473,059
TIF Increment Value		369,650
Net Assessed		61,103,409
Under Protest	0	0

Public Service	Count	Value
Total PS Value	50	17,094,910
TIF Increment Value		0
Net Assessed		17,094,910

District Totals	
Total Gross Value	1,460,009,917
Homestead Loss	14,998,000
Other Exemption Loss	22,717,946
TIF Increment Value	2,443,991
Retained TIF Value	0
Net Assessed Value	1,419,849,980
Under Protest	0

*Public Service Protest Values are not included on this report.

Total Valuation



TIF Project Summary					
Description	Expires	Base Value	Increment Value	Retained Inc	Total Value
EDMOND TIF#1	2046	14,971,229	2,443,991	0	17,415,220
Total TIF Valuation:		14,971,229	2,443,991	0	17,415,220

Real	Count	Value
Agricultural	0	0
Commercial	9	802,147
Residential	581	12,173,819
Total Real Value	590	12,975,966
Homestead	278	278,000
Veteran	27	725,322
Total Exempt	305	1,003,322
TIF Increment Value		0
Net Assessed		11,972,644
Under Protest	0	0
Senior Freeze	52	
Capped Parcels	588	

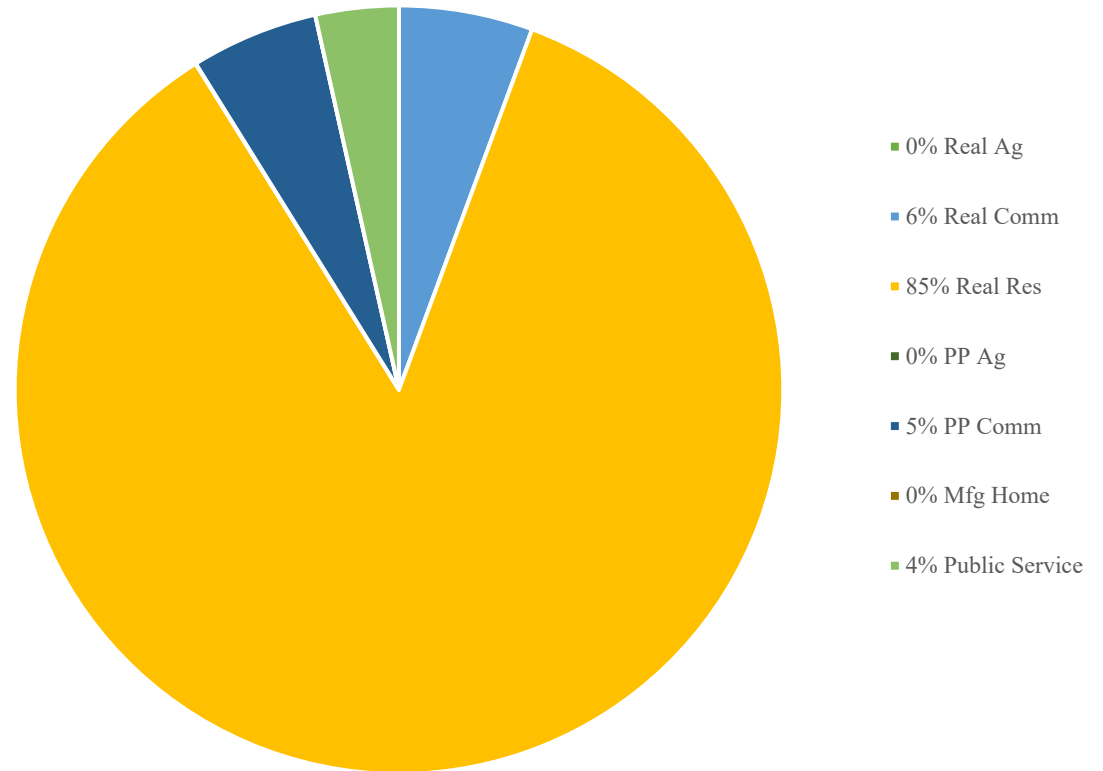
Personal	Count	Value
Agricultural	1	1,537
Commercial	26	764,137
Mfg Home	0	0
Total Personal	27	765,674
TIF Increment Value		0
Net Assessed		765,674
Under Protest	0	0

Public Service	Count	Value
Total PS Value	7	498,604
TIF Increment Value		0
Net Assessed		498,604

District Totals	
Total Gross Value	14,240,244
Homestead Loss	278,000
Other Exemption Loss	725,322
TIF Increment Value	0
Retained TIF Value	0
Net Assessed Value	13,236,922
Under Protest	0

*Public Service Protest Values are not included on this report.

Total Valuation



TIF Project Summary					
Description	Expires	Base Value	Increment Value	Retained Inc	Total Value

N/A

Real	Count	Value
Agricultural	32	446,408
Commercial	184	8,676,517
Residential	2,803	46,085,522
Total Real Value	3,019	55,208,447
Homestead	1,009	1,007,539
Veteran	106	2,592,673
Total Exempt	1,115	3,600,212
TIF Increment Value		9,327,493
Net Assessed		42,280,742
Under Protest	0	0
Senior Freeze	217	
Capped Parcels	3,012	

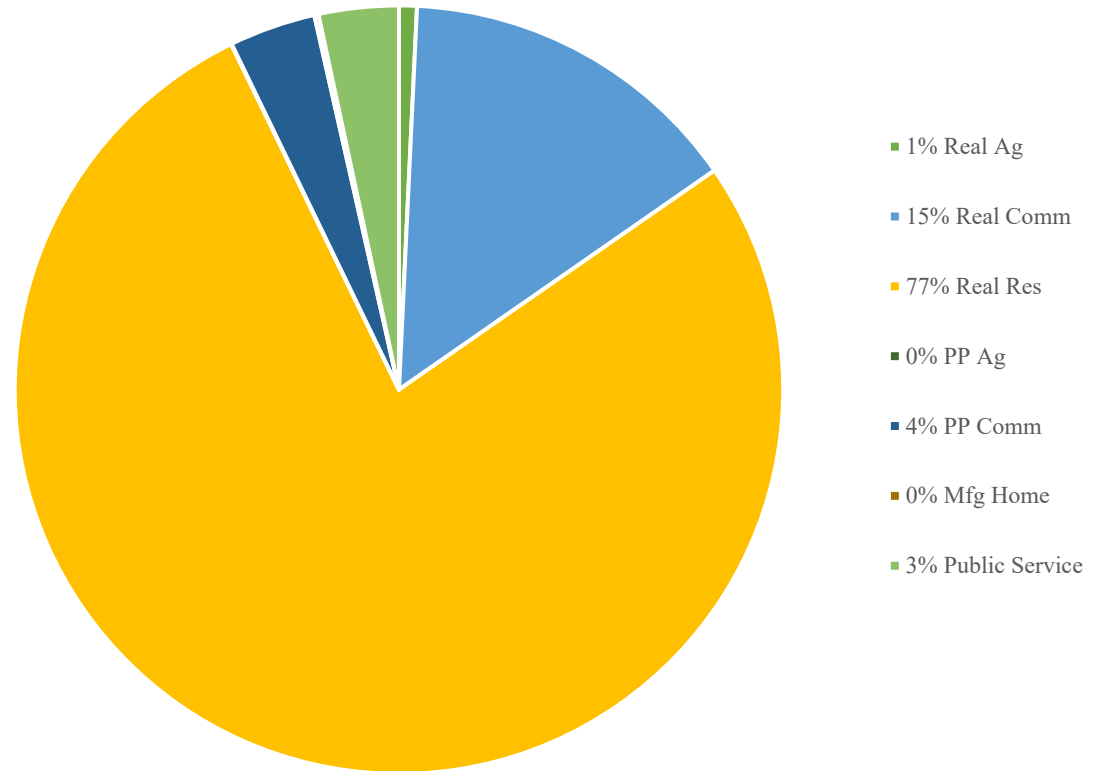
Personal	Count	Value
Agricultural	20	13,853
Commercial	231	2,161,394
Mfg Home	46	105,134
Total Personal	297	2,280,381
TIF Increment Value		81,862
Net Assessed		2,198,519
Under Protest	0	0

Public Service	Count	Value
Total PS Value	24	2,000,632
TIF Increment Value		0
Net Assessed		2,000,632

District Totals	
Total Gross Value	59,489,460
Homestead Loss	1,007,539
Other Exemption Loss	2,592,673
TIF Increment Value	9,409,355
Retained TIF Value	0
Net Assessed Value	46,479,893
Under Protest	0

*Public Service Protest Values are not included on this report.

Total Valuation



TIF Project Summary					
Description	Expires	Base Value	Increment Value	Retained Inc	Total Value
HARRAH TIF#1	2034	195,935	9,409,355	0	9,605,290
Total TIF Valuation:		195,935	9,409,355	0	9,605,290

Real	Count	Value
Agricultural	45	398,512
Commercial	101	2,225,333
Residential	1,557	19,038,401
Total Real Value	1,703	21,662,246
Homestead	475	475,000
Veteran	31	730,909
Total Exempt	506	1,205,909
TIF Increment Value		0
Net Assessed		20,456,337
Under Protest	0	0
Senior Freeze	103	
Capped Parcels	1,696	

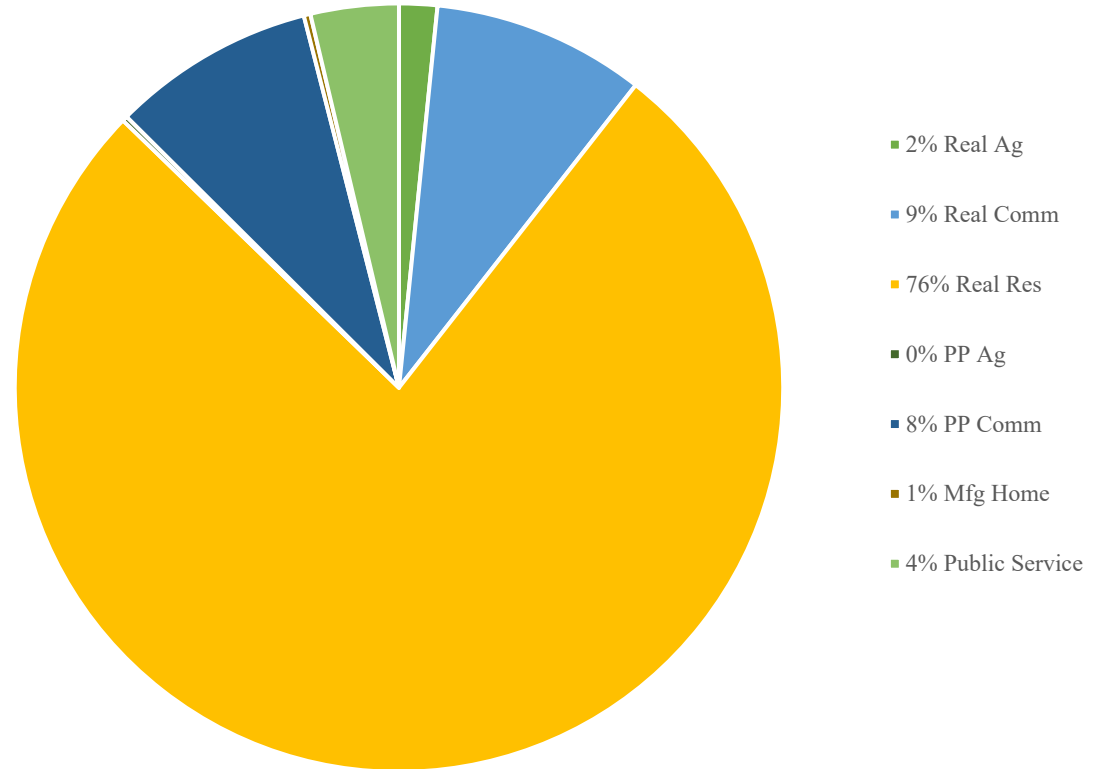
Personal	Count	Value
Agricultural	27	53,743
Commercial	99	2,123,740
Mfg Home	25	69,418
Total Personal	151	2,246,901
TIF Increment Value		0
Net Assessed		2,246,901
Under Protest	0	0

Public Service	Count	Value
Total PS Value	13	920,526
TIF Increment Value		0
Net Assessed		920,526

District Totals	
Total Gross Value	24,829,673
Homestead Loss	475,000
Other Exemption Loss	730,909
TIF Increment Value	0
Retained TIF Value	0
Net Assessed Value	23,623,764
Under Protest	0

*Public Service Protest Values are not included on this report.

Total Valuation



TIF Project Summary					
Description	Expires	Base Value	Increment Value	Retained Inc	Total Value

N/A

Real	Count	Value
Agricultural	0	0
Commercial	0	0
Residential	56	3,811,954
Total Real Value	56	3,811,954
Homestead	28	28,000
Veteran	0	0
Total Exempt	28	28,000
TIF Increment Value		0
Net Assessed		3,783,954
Under Protest	0	0
Senior Freeze	2	
Capped Parcels	56	

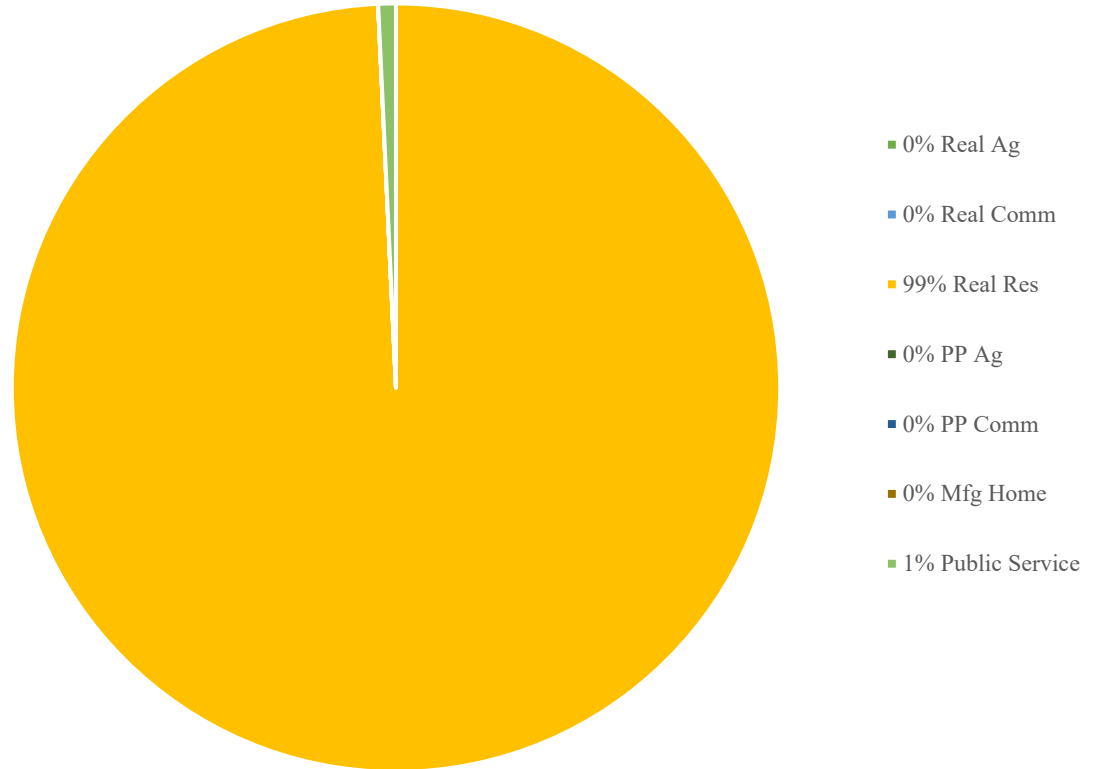
Personal	Count	Value
Agricultural	0	0
Commercial	4	92
Mfg Home	0	0
Total Personal	4	92
TIF Increment Value		0
Net Assessed		92
Under Protest	0	0

Public Service	Count	Value
Total PS Value	2	28,451
TIF Increment Value		0
Net Assessed		28,451

District Totals		
Total Gross Value		3,840,497
Homestead Loss	28,000	
Other Exemption Loss	0	
TIF Increment Value	0	
Retained TIF Value	0	
Net Assessed Value	3,812,497	
Under Protest	0	

*Public Service Protest Values are not included on this report.

Total Valuation



TIF Project Summary					
Description	Expires	Base Value	Increment Value	Retained Inc	Total Value

N/A

Real	Count	Value
Agricultural	69	1,110,478
Commercial	56	1,244,324
Residential	839	9,163,704
Total Real Value	964	11,518,506
Homestead	237	235,656
Veteran	10	184,366
Total Exempt	247	420,022
TIF Increment Value		0
Net Assessed		11,098,484
Under Protest	0	0
Senior Freeze	41	
Capped Parcels	955	

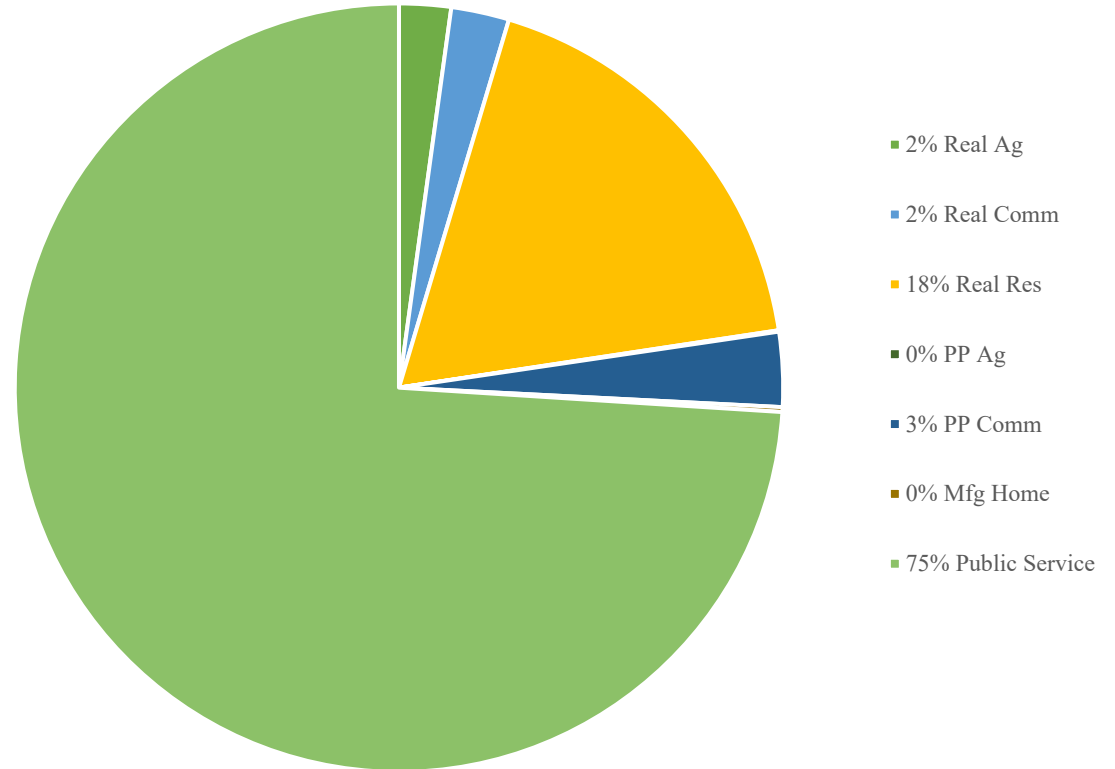
Personal	Count	Value
Agricultural	12	28,218
Commercial	68	1,599,910
Mfg Home	25	103,427
Total Personal	105	1,731,555
TIF Increment Value		0
Net Assessed		1,731,555
Under Protest	0	0

Public Service	Count	Value
Total PS Value	15	37,688,625
TIF Increment Value		0
Net Assessed		37,688,625

District Totals		
Total Gross Value		50,938,686
Homestead Loss		235,656
Other Exemption Loss		184,366
TIF Increment Value		0
Retained TIF Value		0
Net Assessed Value		50,518,664
Under Protest		0

*Public Service Protest Values are not included on this report.

Total Valuation



TIF Project Summary					
Description	Expires	Base Value	Increment Value	Retained Inc	Total Value

N/A

Real	Count	Value
Agricultural	10	49,006
Commercial	958	97,681,928
Residential	21,646	296,901,916
Total Real Value	22,614	394,632,850
Homestead	7,855	7,853,168
Veteran	735	14,480,808
Total Exempt	8,590	22,333,976
TIF Increment Value		4,319,123
Net Assessed		367,979,751
Under Protest	0	0
Senior Freeze	1,910	
Capped Parcels	22,580	

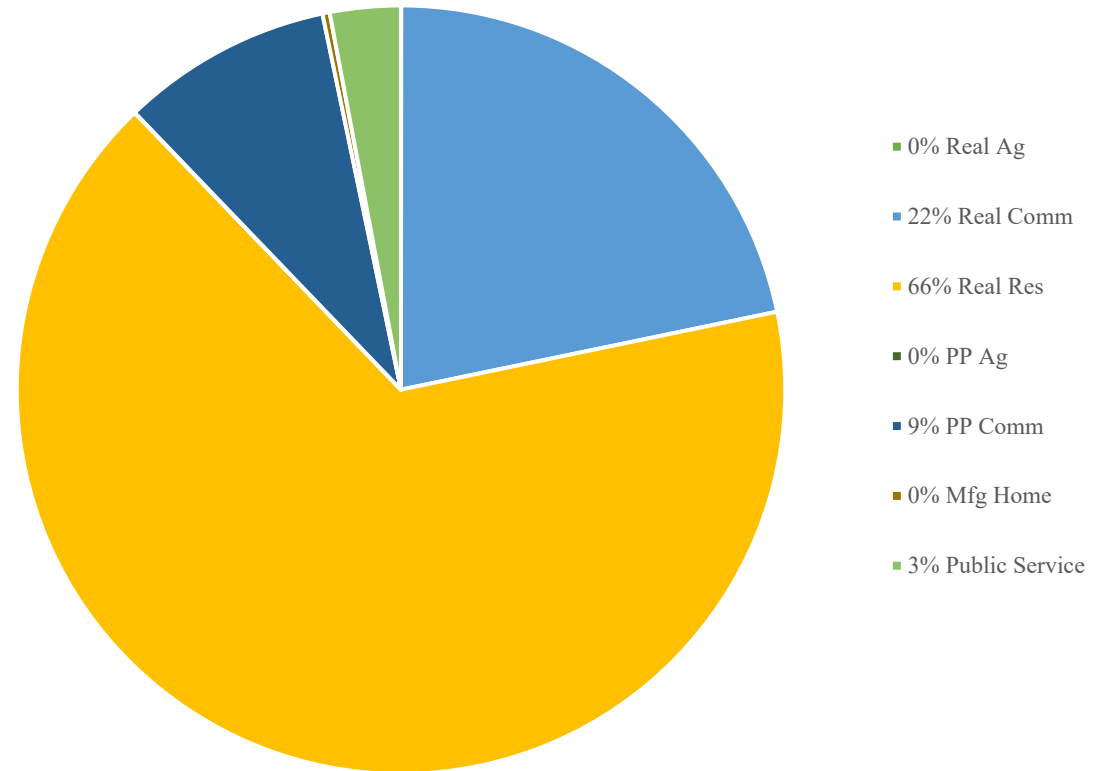
Personal	Count	Value
Agricultural	12	24,420
Commercial	1,356	40,007,855
Mfg Home	619	1,362,397
Total Personal	1,987	41,394,672
TIF Increment Value		1,411,470
Net Assessed		39,983,202
Under Protest	0	0

Public Service	Count	Value
Total PS Value	54	13,370,502
TIF Increment Value		0
Net Assessed		13,370,502

District Totals	
Total Gross Value	449,398,024
Homestead Loss	7,853,168
Other Exemption Loss	14,480,808
TIF Increment Value	5,730,593
Retained TIF Value	0
Net Assessed Value	421,333,455
Under Protest	0

*Public Service Protest Values are not included on this report.

Total Valuation



TIF Project Summary					
Description	Expires	Base Value	Increment Value	Retained Inc	Total Value
MWC TIF#2	2037	1,563,003	5,730,593	0	7,293,596
Total TIF Valuation:		1,563,003	5,730,593	0	7,293,596

Real	Count	Value
Agricultural	0	0
Commercial	22	3,810,783
Residential	1,877	180,540,246
Total Real Value	1,899	184,351,029
Homestead	946	946,000
Veteran	7	600,759
Total Exempt	953	1,546,759
TIF Increment Value		0
Net Assessed		182,804,270
Under Protest	0	0
Senior Freeze	60	
Capped Parcels	1,899	

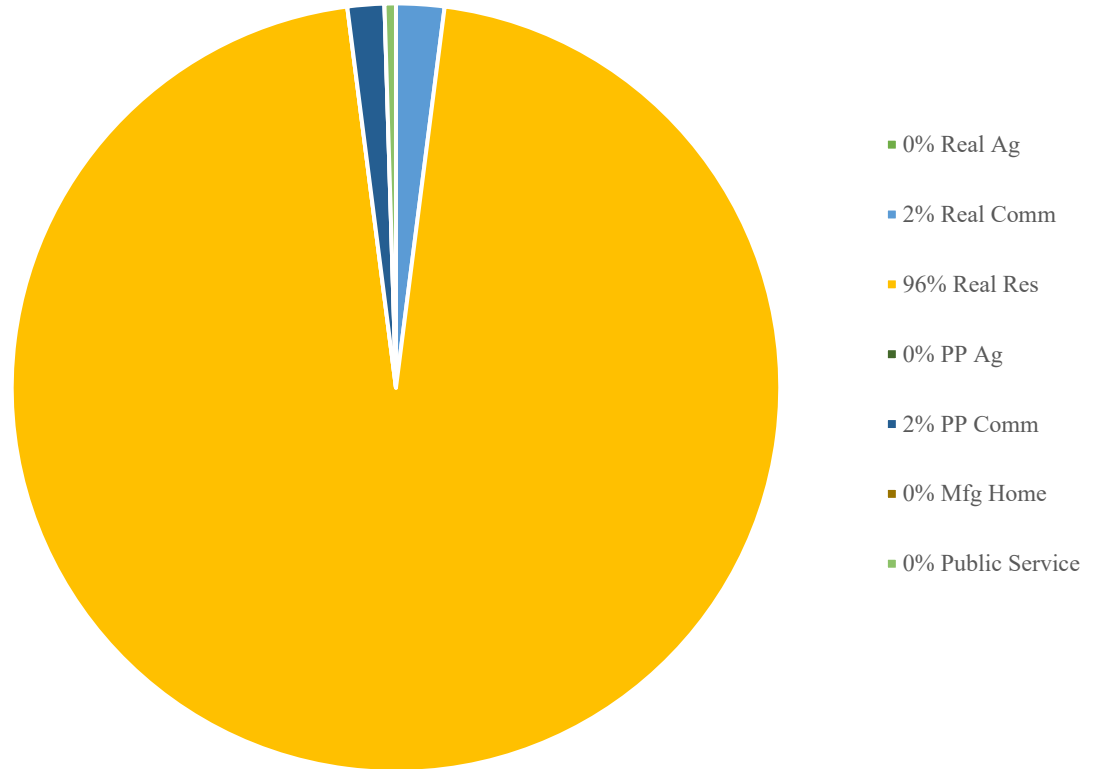
Personal	Count	Value
Agricultural	0	0
Commercial	163	2,912,083
Mfg Home	0	0
Total Personal	163	2,912,083
TIF Increment Value		0
Net Assessed		2,912,083
Under Protest	0	0

Public Service	Count	Value
Total PS Value	7	899,462
TIF Increment Value		0
Net Assessed		899,462

District Totals	
Total Gross Value	188,162,574
Homestead Loss	946,000
Other Exemption Loss	600,759
TIF Increment Value	0
Retained TIF Value	0
Net Assessed Value	186,615,815
Under Protest	0

*Public Service Protest Values are not included on this report.

Total Valuation



TIF Project Summary					
Description	Expires	Base Value	Increment Value	Retained Inc	Total Value

N/A

Real	Count	Value
Agricultural	7	66,827
Commercial	121	3,257,754
Residential	947	11,356,932
Total Real Value	1,075	14,681,513
Homestead	379	377,121
Veteran	31	588,950
Total Exempt	410	966,071
TIF Increment Value		0
Net Assessed		13,715,442
Under Protest	0	0
Senior Freeze	100	
Capped Parcels	1,072	

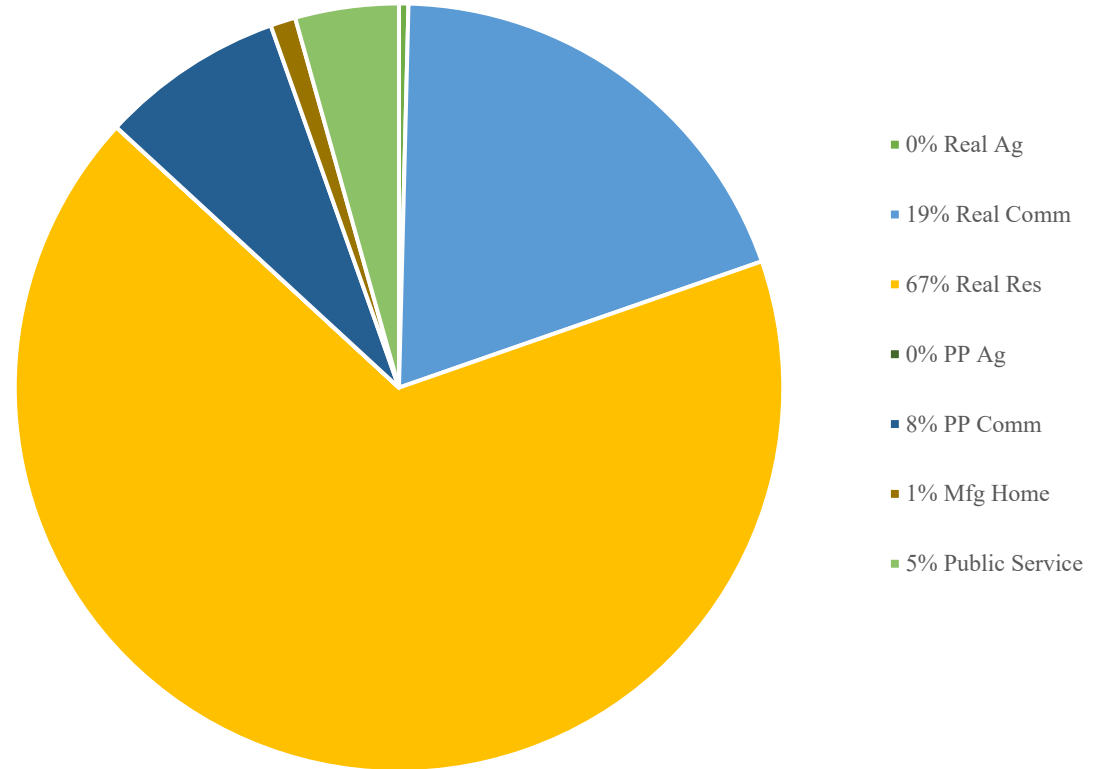
Personal	Count	Value
Agricultural	4	118
Commercial	134	1,306,813
Mfg Home	142	179,162
Total Personal	280	1,486,093
TIF Increment Value		0
Net Assessed		1,486,093
Under Protest	0	0

Public Service	Count	Value
Total PS Value	15	736,287
TIF Increment Value		0
Net Assessed		736,287

District Totals	
Total Gross Value	16,903,893
Homestead Loss	377,121
Other Exemption Loss	588,950
TIF Increment Value	0
Retained TIF Value	0
Net Assessed Value	15,937,822
Under Protest	0

*Public Service Protest Values are not included on this report.

Total Valuation



TIF Project Summary					
Description	Expires	Base Value	Increment Value	Retained Inc	Total Value

N/A

Real	Count	Value
Agricultural	574	10,250,295
Commercial	17,751	2,164,713,879
Residential	181,174	3,347,188,036
Total Real Value	199,499	5,522,152,210
Homestead	64,327	64,121,435
Veteran	2,744	68,450,532
Total Exempt	67,071	132,571,967
TIF Increment Value		292,322,986
Net Assessed		5,097,257,257
Under Protest	2	145,696
Senior Freeze	12,283	
Capped Parcels	199,051	

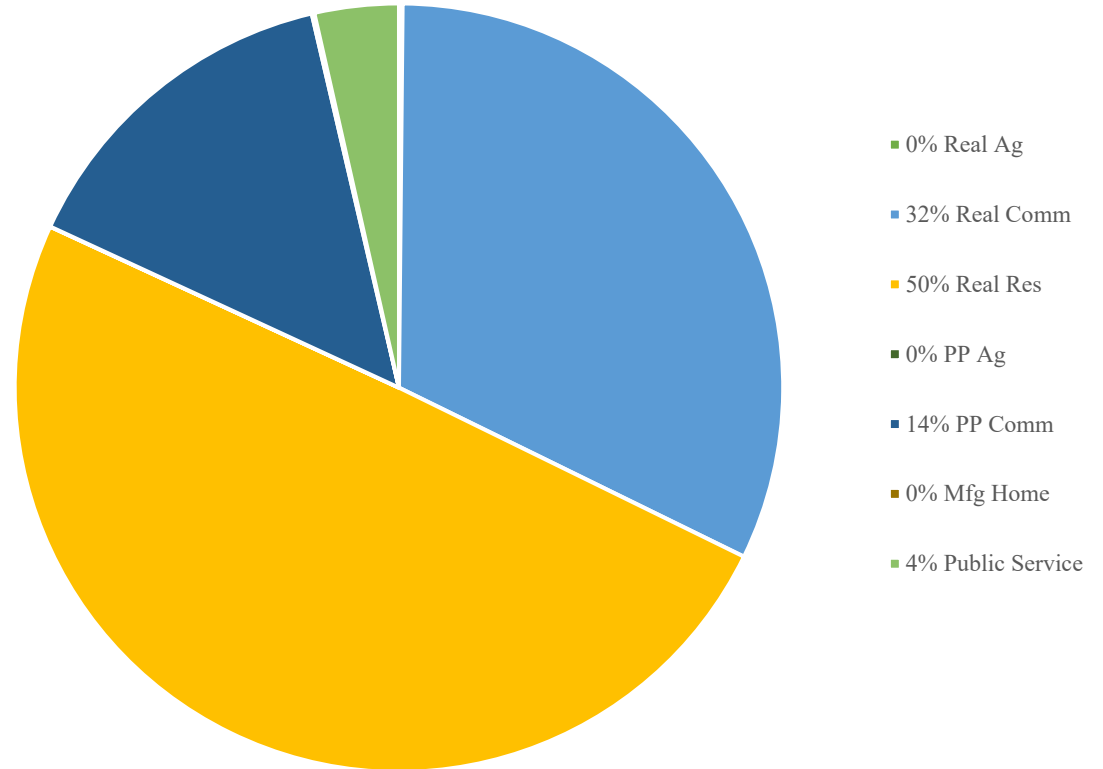
Personal	Count	Value
Agricultural	290	437,199
Commercial	18,058	975,421,854
Mfg Home	3,254	7,439,848
Total Personal	21,602	983,298,901
TIF Increment Value		21,752,587
Net Assessed		961,546,314
Under Protest	0	0

Public Service	Count	Value
Total PS Value	316	238,605,055
TIF Increment Value		0
Net Assessed		238,605,055

District Totals		
Total Gross Value		6,744,056,166
Homestead Loss		64,121,435
Other Exemption Loss		68,450,532
TIF Increment Value		314,075,573
Retained TIF Value		0
Net Assessed Value		6,297,408,626
Under Protest		145,696

*Public Service Protest Values are not included on this report.

Total Valuation



TIF Project Summary						
Description	Expires	Base Value	Increment Value	Retained Inc	Total Value	
OKC TIF#2	2025	66,444,618	200,338,053	0	266,782,671	
OKC TIF#4	2030	2,436,826	11,999,156	0	14,435,982	
OKC TIF#6	2030	61,807	699,986	0	761,793	
OKC TIF#7	2031	506,278	5,116,635	0	5,622,913	
OKC TIF#8	2034	0	51,191,355	0	51,191,355	
OKC TIF#9	2040	8,931,830	6,159,506	0	15,091,336	

TIF Project Summary					
Description	Expires	Base Value	Increment Value	Retained Inc	Total Value
OKC TIF#10	2041	823,911	11,292,627	0	12,116,538
OKC TIF#11	2041	3,777,156	3,279,893	0	7,057,049
OKC TIF#12	2042	806,091	8,614,883	0	9,420,974
OKC TIF#13	2043	4,242,708	14,878,927	0	19,121,635
OKC TIF#15	2047	895,561	504,552	0	1,400,113
Total TIF Valuation:		88,926,786	314,075,573	0	403,002,359

Real	Count	Value
Agricultural	0	0
Commercial	2	46,456
Residential	35	263,073
Total Real Value	37	309,529
Homestead	13	13,000
Veteran	3	26,008
Total Exempt	16	39,008
TIF Increment Value		0
Net Assessed		270,521
Under Protest	0	0
Senior Freeze	5	
Capped Parcels	37	

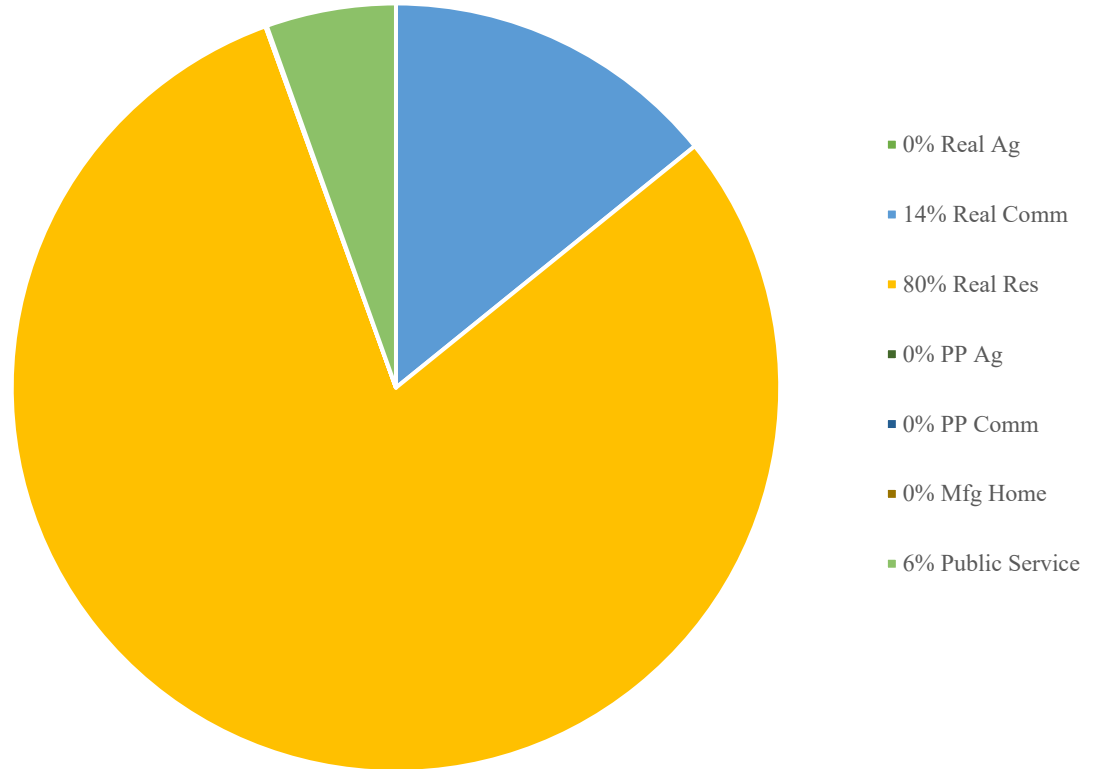
Personal	Count	Value
Agricultural	0	0
Commercial	4	193
Mfg Home	0	0
Total Personal	4	193
TIF Increment Value		0
Net Assessed		193
Under Protest	0	0

Public Service	Count	Value
Total PS Value	3	17,881
TIF Increment Value		0
Net Assessed		17,881

District Totals	
Total Gross Value	327,603
Homestead Loss	13,000
Other Exemption Loss	26,008
TIF Increment Value	0
Retained TIF Value	0
Net Assessed Value	288,595
Under Protest	0

*Public Service Protest Values are not included on this report.

Total Valuation



TIF Project Summary					
Description	Expires	Base Value	Increment Value	Retained Inc	Total Value

N/A

Real	Count	Value
Agricultural	9	130,130
Commercial	130	3,229,092
Residential	2,330	15,577,905
Total Real Value	2,469	18,937,127
Homestead	648	645,800
Veteran	68	832,514
Total Exempt	716	1,478,314
TIF Increment Value		0
Net Assessed		17,458,813
Under Protest	0	0
Senior Freeze	146	
Capped Parcels	2,467	

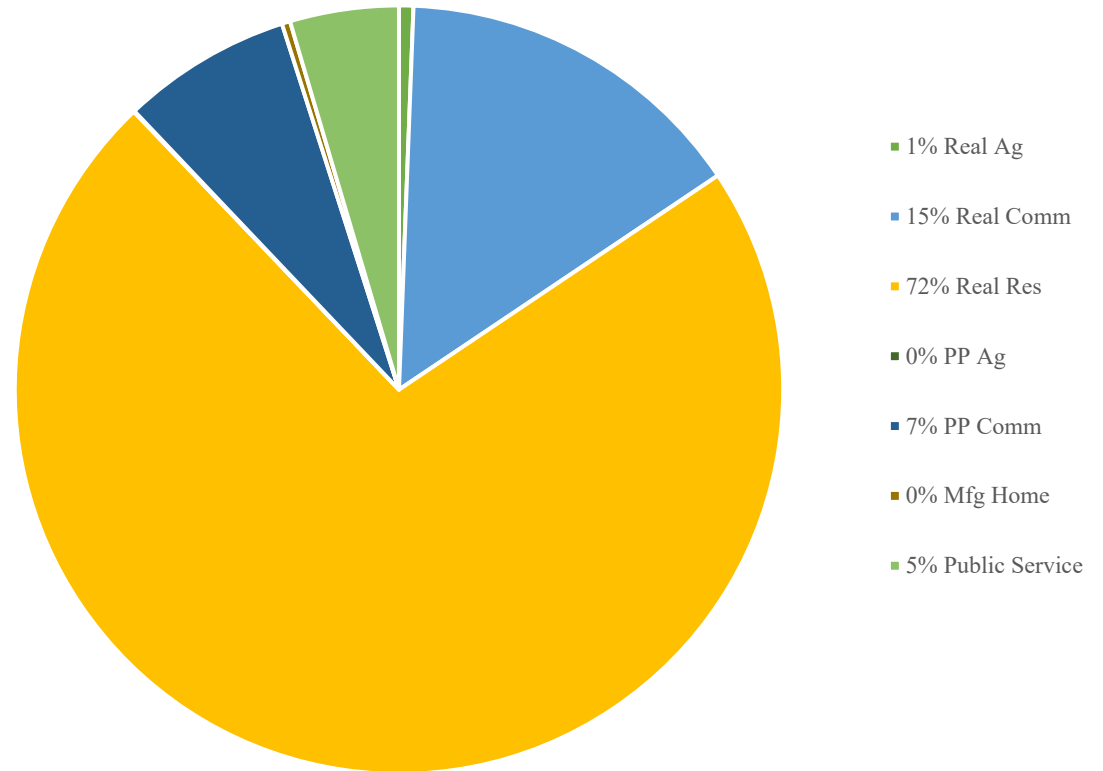
Personal	Count	Value
Agricultural	10	7,502
Commercial	97	1,543,772
Mfg Home	39	75,085
Total Personal	146	1,626,359
TIF Increment Value		0
Net Assessed		1,626,359
Under Protest	0	0

Public Service	Count	Value
Total PS Value	11	986,445
TIF Increment Value		0
Net Assessed		986,445

District Totals	
Total Gross Value	21,549,931
Homestead Loss	645,800
Other Exemption Loss	832,514
TIF Increment Value	0
Retained TIF Value	0
Net Assessed Value	20,071,617
Under Protest	0

*Public Service Protest Values are not included on this report.

Total Valuation



TIF Project Summary					
Description	Expires	Base Value	Increment Value	Retained Inc	Total Value

N/A

Real	Count	Value
Agricultural	0	0
Commercial	122	18,185,954
Residential	4,932	87,517,919
Total Real Value	5,054	105,703,873
Homestead	1,756	1,756,000
Veteran	42	827,395
Total Exempt	1,798	2,583,395
TIF Increment Value		8,922,922
Net Assessed		94,197,556
Under Protest	0	0
Senior Freeze	416	
Capped Parcels	5,052	

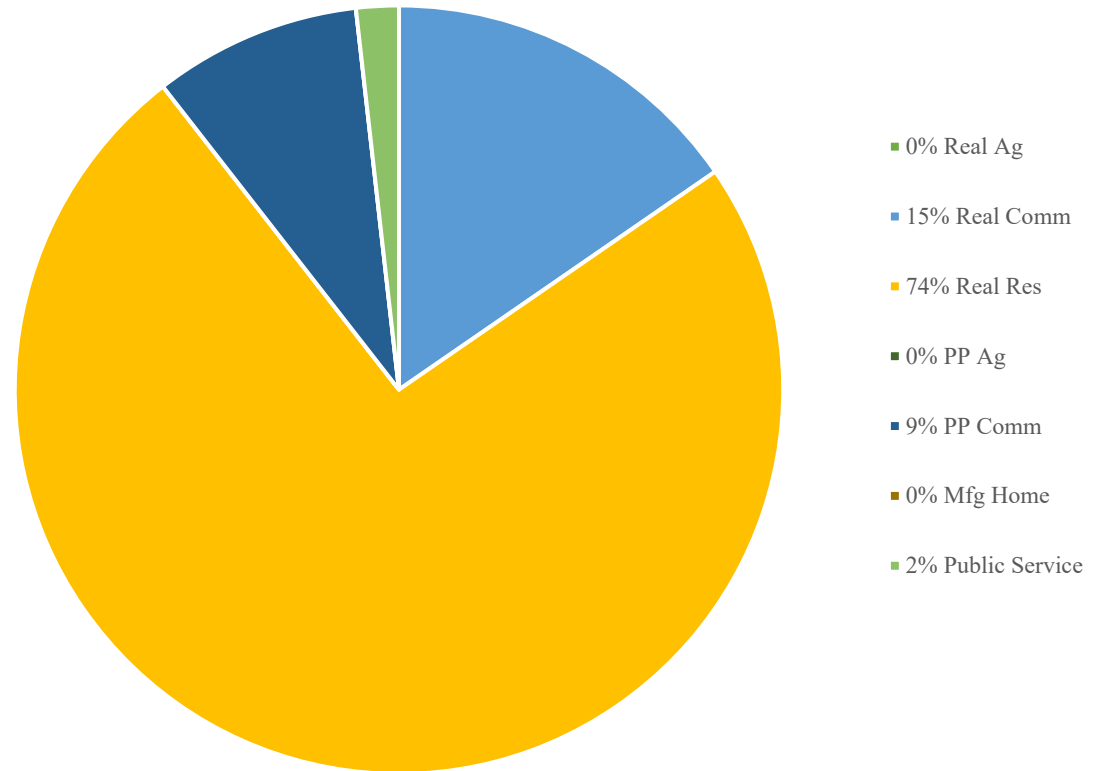
Personal	Count	Value
Agricultural	0	0
Commercial	334	10,322,789
Mfg Home	0	0
Total Personal	334	10,322,789
TIF Increment Value		243,542
Net Assessed		10,079,247
Under Protest	0	0

Public Service	Count	Value
Total PS Value	12	2,118,873
TIF Increment Value		0
Net Assessed		2,118,873

District Totals	
Total Gross Value	118,145,535
Homestead Loss	1,756,000
Other Exemption Loss	827,395
TIF Increment Value	9,166,464
Retained TIF Value	0
Net Assessed Value	106,395,676
Under Protest	0

*Public Service Protest Values are not included on this report.

Total Valuation



TIF Project Summary						
Description	Expires	Base Value	Increment Value	Retained Inc	Total Value	
THE VILLAGE TIF#1	2031	1,033,448	8,545,046	0	9,578,494	
THE VILLAGE TIF#4	2044	858,539	621,418	0	1,479,957	
Total TIF Valuation:		1,891,987	9,166,464	0	11,058,451	

Real	Count	Value
Agricultural	0	0
Commercial	15	727,572
Residential	341	1,535,984
Total Real Value	356	2,263,556
Homestead	83	81,289
Veteran	3	13,953
Total Exempt	86	95,242
TIF Increment Value		0
Net Assessed		2,168,314
Under Protest	0	0
Senior Freeze	22	
Capped Parcels	355	

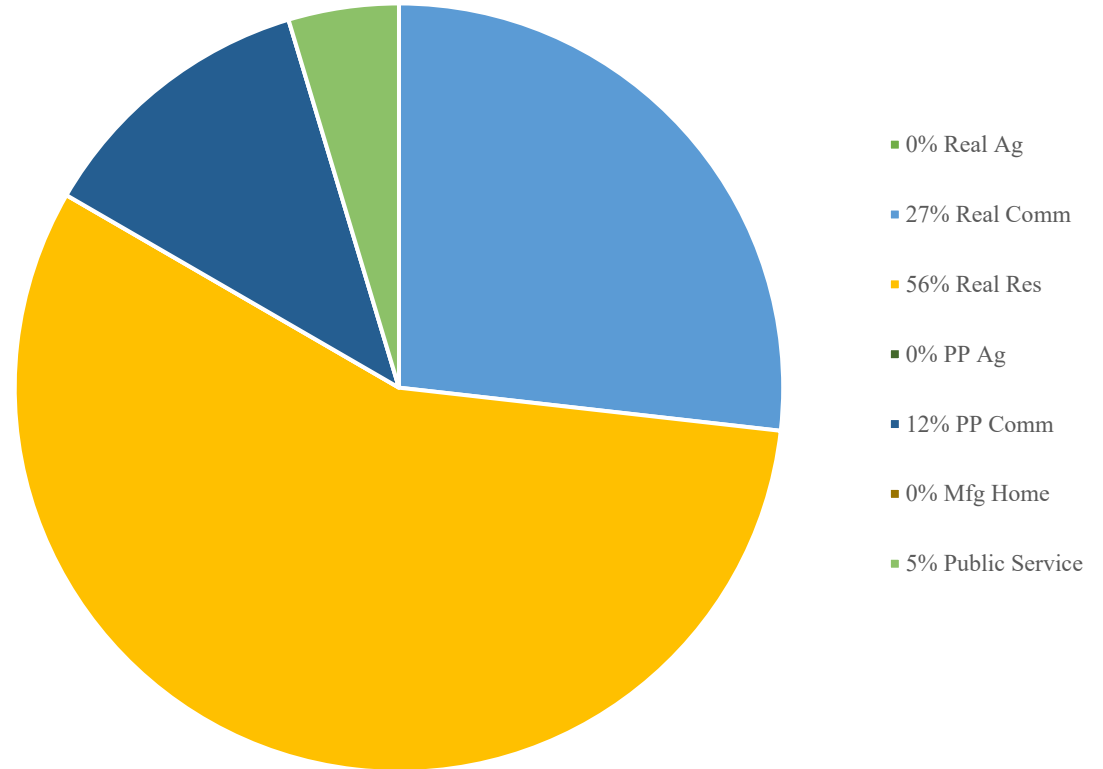
Personal	Count	Value
Agricultural	0	0
Commercial	24	326,031
Mfg Home	0	0
Total Personal	24	326,031
TIF Increment Value		0
Net Assessed		326,031
Under Protest	0	0

Public Service	Count	Value
Total PS Value	5	126,062
TIF Increment Value		0
Net Assessed		126,062

District Totals		
Total Gross Value		2,715,649
Homestead Loss		81,289
Other Exemption Loss		13,953
TIF Increment Value		0
Retained TIF Value		0
Net Assessed Value		2,620,407
Under Protest		0

*Public Service Protest Values are not included on this report.

Total Valuation



TIF Project Summary					
Description	Expires	Base Value	Increment Value	Retained Inc	Total Value

N/A

Real	Count	Value
Agricultural	0	0
Commercial	255	22,335,706
Residential	3,572	53,823,981
Total Real Value	3,827	76,159,687
Homestead	1,462	1,461,250
Veteran	42	739,904
Total Exempt	1,504	2,201,154
TIF Increment Value		551,989
Net Assessed		73,406,544
Under Protest	0	0
Senior Freeze	375	
Capped Parcels	3,824	

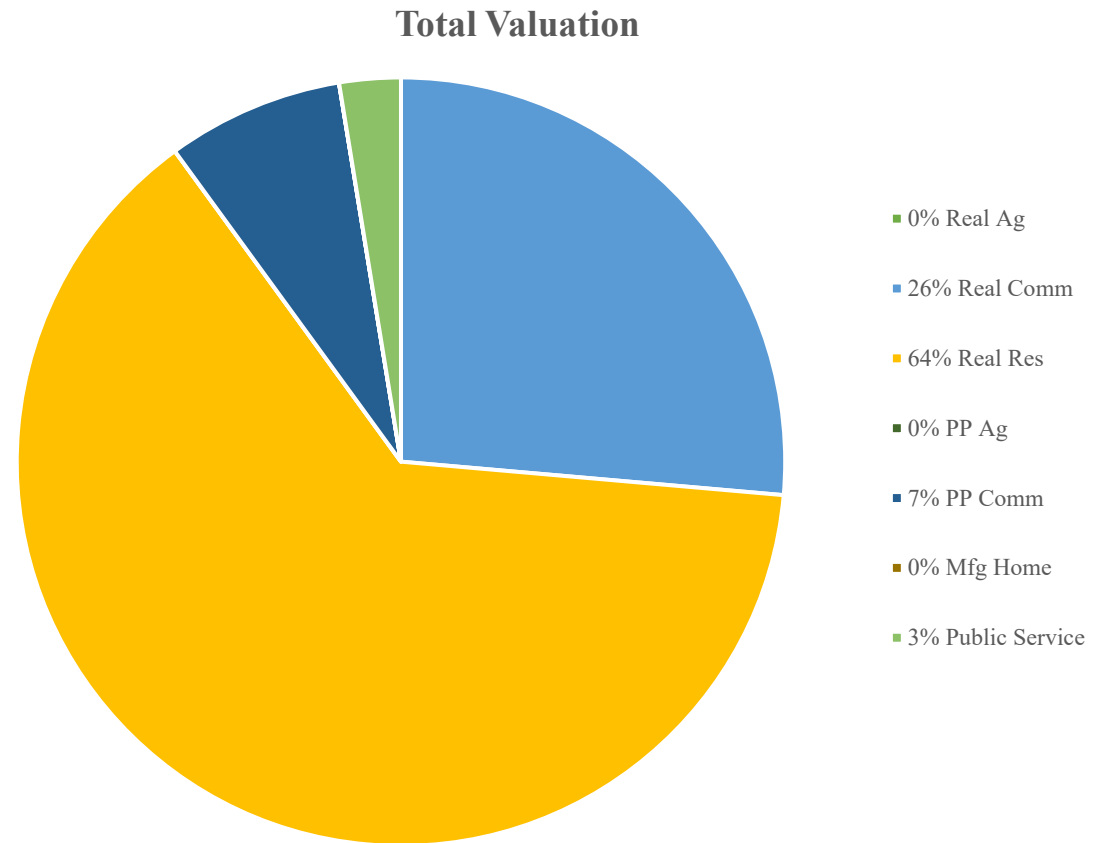
Personal	Count	Value
Agricultural	0	0
Commercial	440	6,293,125
Mfg Home	1	2,283
Total Personal	441	6,295,408
TIF Increment Value		200,285
Net Assessed		6,095,123
Under Protest	0	0

Public Service	Count	Value
Total PS Value	13	2,184,069
TIF Increment Value		0
Net Assessed		2,184,069

District Totals		
Total Gross Value		84,639,164
Homestead Loss		1,461,250
Other Exemption Loss		739,904
TIF Increment Value		752,274
Retained TIF Value	0	
Net Assessed Value		81,685,736
Under Protest	0	0

*Public Service Protest Values are not included on this report.

TIF Project Summary						
Description	Expires	Base Value	Increment Value	Retained Inc	Total Value	
WARR ACRES TIF#1	2047	1,553,948	79,683	0	1,633,631	
WARR ACRES TIF#2	2047	4,957,951	651,602	0	5,609,553	
WARR ACRES TIF#3	2047	514,095	20,989	0	535,084	
Total TIF Valuation:		7,025,994	752,274	0	7,778,268	



Real	Count	Value
Agricultural	0	0
Commercial	0	0
Residential	77	1,923,410
Total Real Value	77	1,923,410
Homestead	45	45,000
Veteran	2	48,964
Total Exempt	47	93,964
TIF Increment Value		0
Net Assessed		1,829,446
Under Protest	0	0
Senior Freeze	8	
Capped Parcels	77	

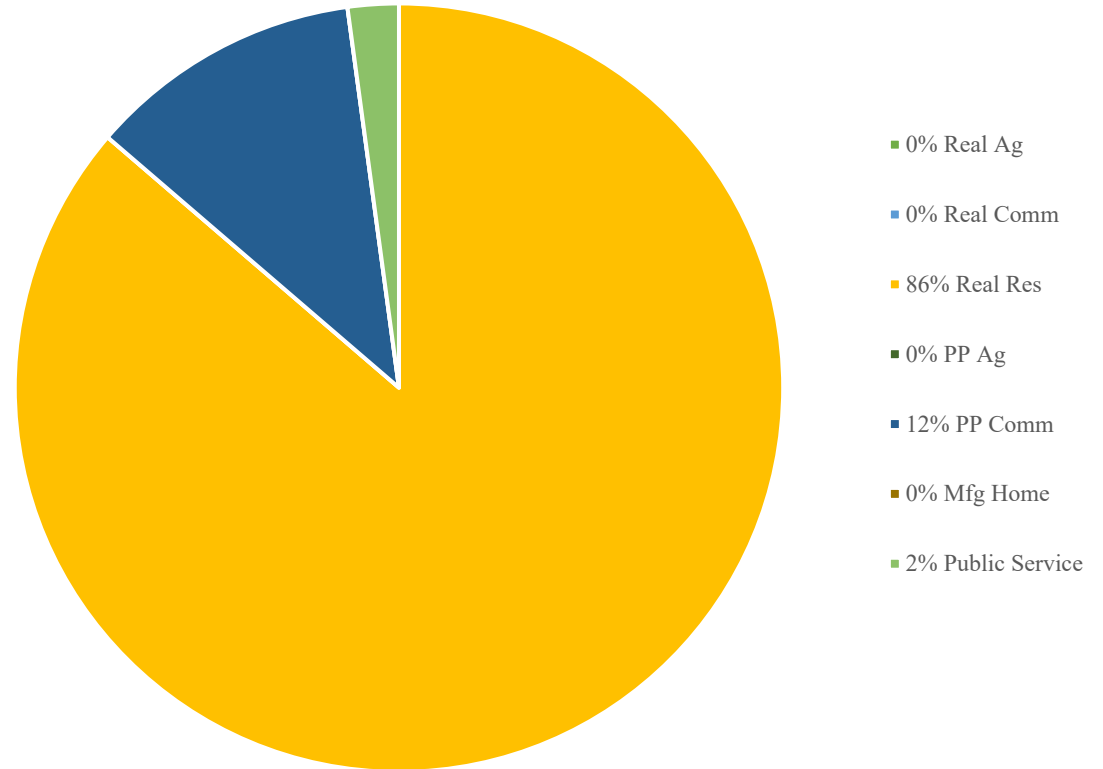
Personal	Count	Value
Agricultural	0	0
Commercial	5	257,576
Mfg Home	0	0
Total Personal	5	257,576
TIF Increment Value		0
Net Assessed		257,576
Under Protest	0	0

Public Service	Count	Value
Total PS Value	3	47,781
TIF Increment Value		0
Net Assessed		47,781

District Totals		
Total Gross Value		2,228,767
Homestead Loss		45,000
Other Exemption Loss		48,964
TIF Increment Value		0
Retained TIF Value		0
Net Assessed Value		2,134,803
Under Protest		0

*Public Service Protest Values are not included on this report.

Total Valuation



TIF Project Summary					
Description	Expires	Base Value	Increment Value	Retained Inc	Total Value

N/A

Real	Count	Value
Agricultural	1,968	25,686,244
Commercial	387	21,305,169
Residential	8,642	220,311,677
Total Real Value	10,997	267,303,090
Homestead	3,746	3,742,863
Veteran	271	7,689,062
Total Exempt	4,017	11,431,925
TIF Increment Value		0
Net Assessed		255,871,165
Under Protest	0	0
Senior Freeze	571	
Capped Parcels	10,921	

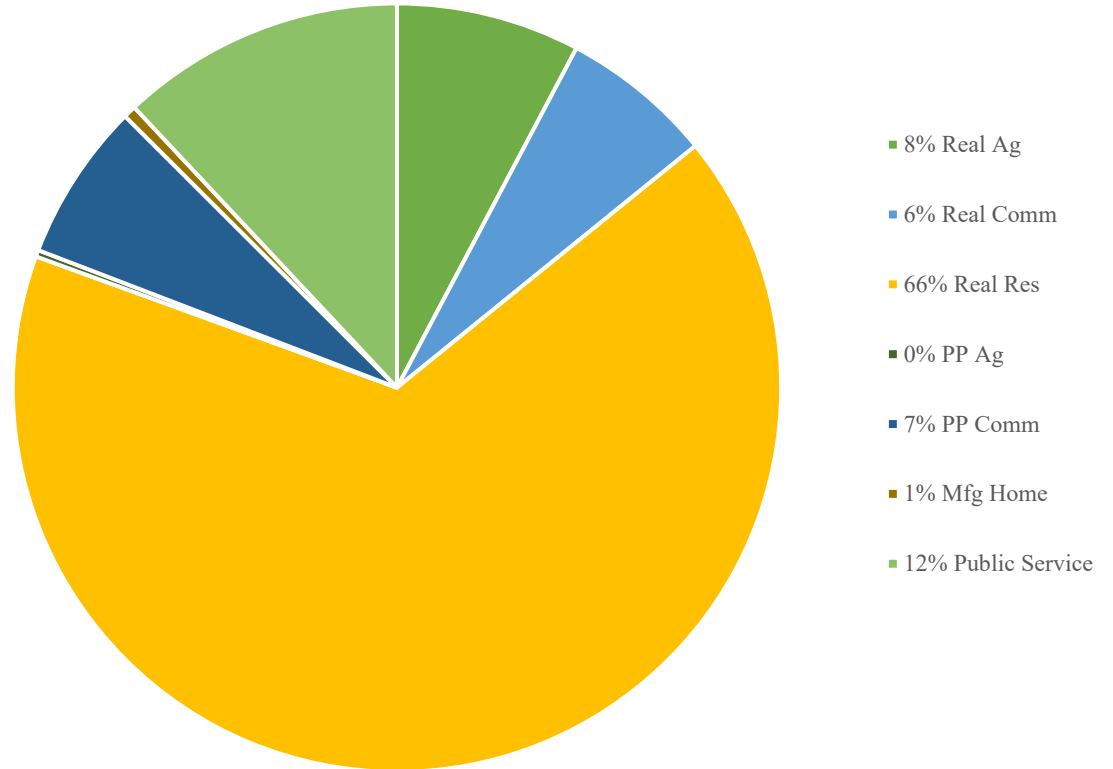
Personal	Count	Value
Agricultural	288	918,939
Commercial	666	22,095,622
Mfg Home	591	1,762,458
Total Personal	1,545	24,777,019
TIF Increment Value		0
Net Assessed		24,777,019
Under Protest	0	0

Public Service	Count	Value
Total PS Value	188	39,768,672
TIF Increment Value		0
Net Assessed		39,768,672

District Totals		
Total Gross Value		331,848,781
Homestead Loss		3,742,863
Other Exemption Loss		7,689,062
TIF Increment Value		0
Retained TIF Value		0
Net Assessed Value		320,416,856
Under Protest		0

*Public Service Protest Values are not included on this report.

Total Valuation



TIF Project Summary					
Description	Expires	Base Value	Increment Value	Retained Inc	Total Value

N/A

Real	Count	Value
Agricultural	3,022	43,492,923
Commercial	23,117	2,647,333,281
Residential	286,704	5,739,247,982
Total Real Value	312,843	8,430,074,186
Homestead	106,341	106,120,396
Veteran	5,262	133,302,165
Total Exempt	111,603	239,422,561
TIF Increment Value		323,479,645
Net Assessed		7,867,171,980
Under Protest	2	145,696
Senior Freeze	20,239	
Capped Parcels	312,197	

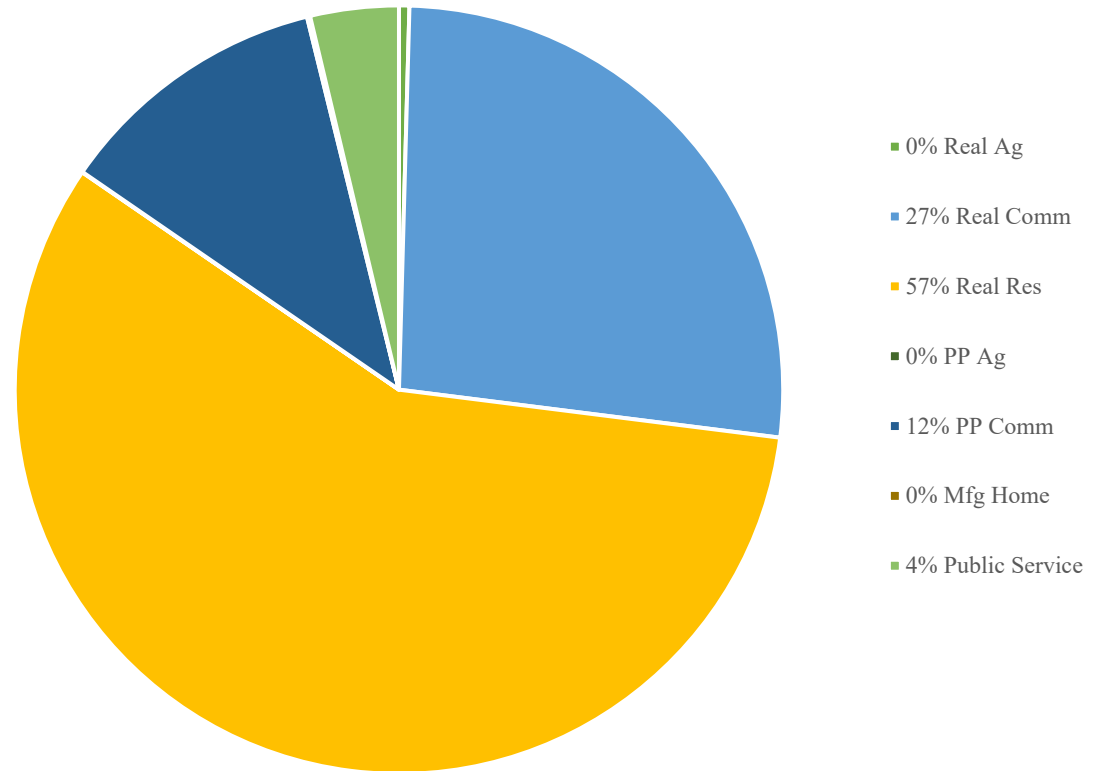
Personal	Count	Value
Agricultural	767	1,681,318
Commercial	26,017	1,152,289,354
Mfg Home	5,687	12,973,623
Total Personal	32,471	1,166,944,295
TIF Increment Value		25,571,188
Net Assessed		1,141,373,107
Under Protest	0	0

Public Service	Count	Value
Total PS Value	810	370,802,534
TIF Increment Value		0
Net Assessed		370,802,534

District Totals		
Total Gross Value		9,967,821,015
Homestead Loss		106,120,396
Other Exemption Loss		133,302,165
TIF Increment Value		349,050,833
Retained TIF Value		0
Net Assessed Value		9,379,347,621
Under Protest		145,696

TIF Project Summary						
Description	Expires	Base Value	Increment Value	Retained Inc	Total Value	
OKC TIF#2	2025	66,444,618	200,338,053	0	266,782,671	
OKC TIF#4	2030	2,436,826	11,999,156	0	14,435,982	
OKC TIF#6	2030	61,807	699,986	0	761,793	
OKC TIF#7	2031	506,278	5,116,635	0	5,622,913	
OKC TIF#8	2034	0	51,191,355	0	51,191,355	
OKC TIF#9	2040	8,931,830	6,159,506	0	15,091,336	

Total Valuation



*Public Service Protest Values are not included on this report.

TIF Project Summary					
Description	Expires	Base Value	Increment Value	Retained Inc	Total Value
OKC TIF#10	2041	823,911	11,292,627	0	12,116,538
OKC TIF#11	2041	3,777,156	3,279,893	0	7,057,049
OKC TIF#12	2042	806,091	8,614,883	0	9,420,974
OKC TIF#13	2043	4,242,708	14,878,927	0	19,121,635
OKC TIF#15	2047	895,561	504,552	0	1,400,113
MWC TIF#2	2037	1,563,003	5,730,593	0	7,293,596
VILLAGE TIF#1	2031	1,033,448	8,545,046	0	9,578,494
VILLAGE TIF#4	2044	858,539	621,418	0	1,479,957
CHOCTAW TIF#1	2034	3,248,619	5,635,017	0	8,883,636
HARRAH TIF#1	2034	195,935	9,409,355	0	9,605,290
BETHANY TIF#2	2045	2,577,902	1,837,566	0	4,415,468
EDMOND TIF#1	2046	14,971,229	2,443,991	0	17,415,220
WARR ACRES TIF#1	2047	1,553,948	79,683	0	1,633,631
WARR ACRES TIF#2	2047	4,957,951	651,602	0	5,609,553
WARR ACRES TIF#3	2047	514,095	20,989	0	535,084
Total TIF Valuation:		120,401,455	349,050,833	0	469,452,288